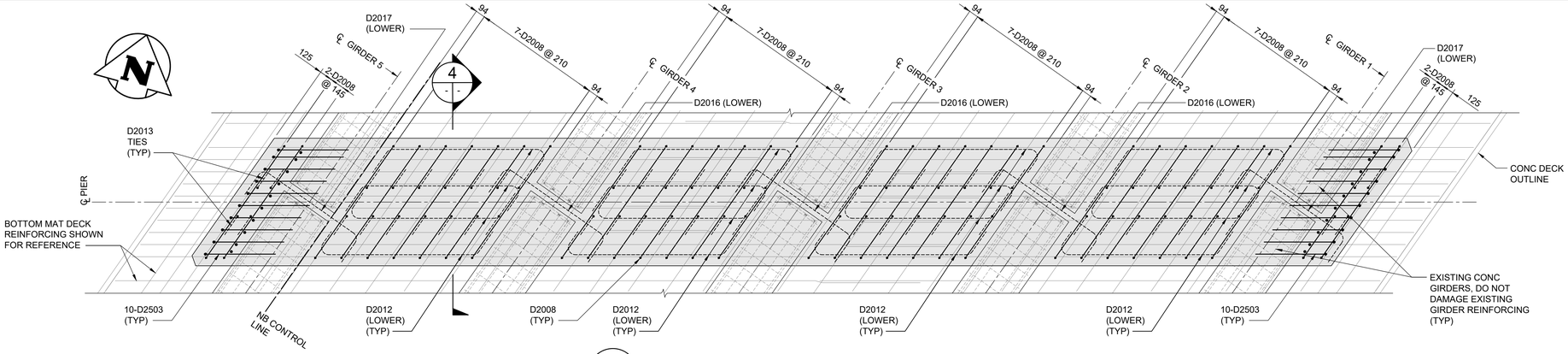

1 PLAN - PIER END DIAPHRAGM - TOP

1 : 25

- SHOWN AT EXISTING PIER N-1, N-2, N-3 AND N-4 SIMILAR.

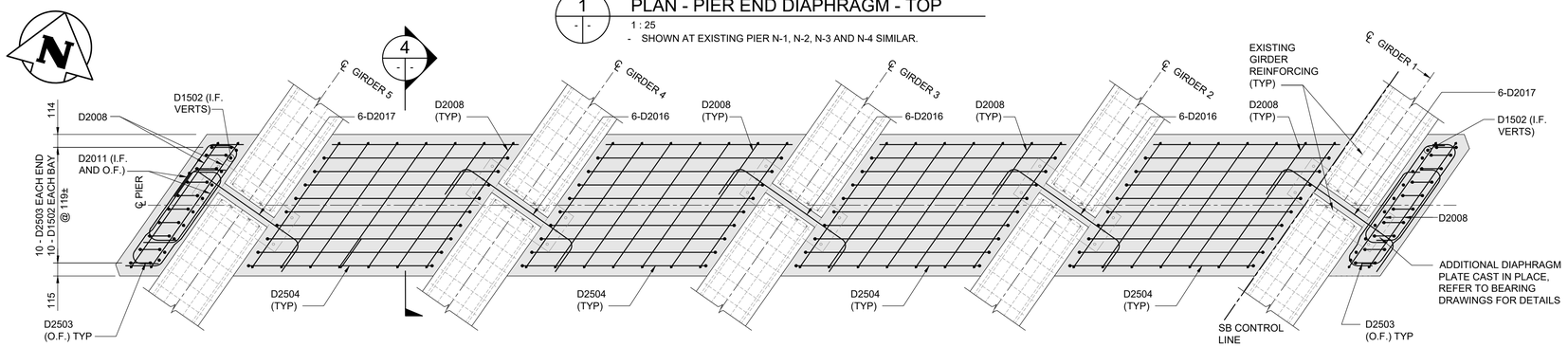

2 PLAN - PIER END DIAPHRAGM - BOTTOM MAT

1 : 25

- SHOWN AT EXISTING PIER N-1, N-2, N-3 AND N-4 SIMILAR.

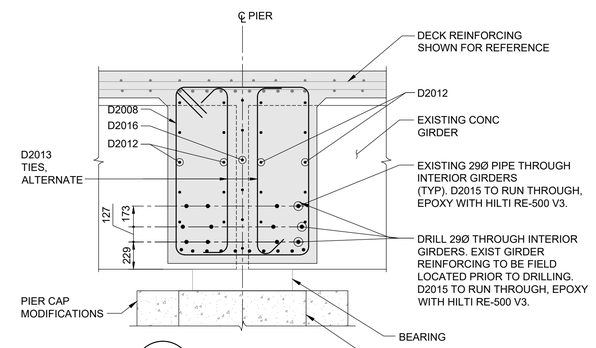

4 SECTION

1 : 25

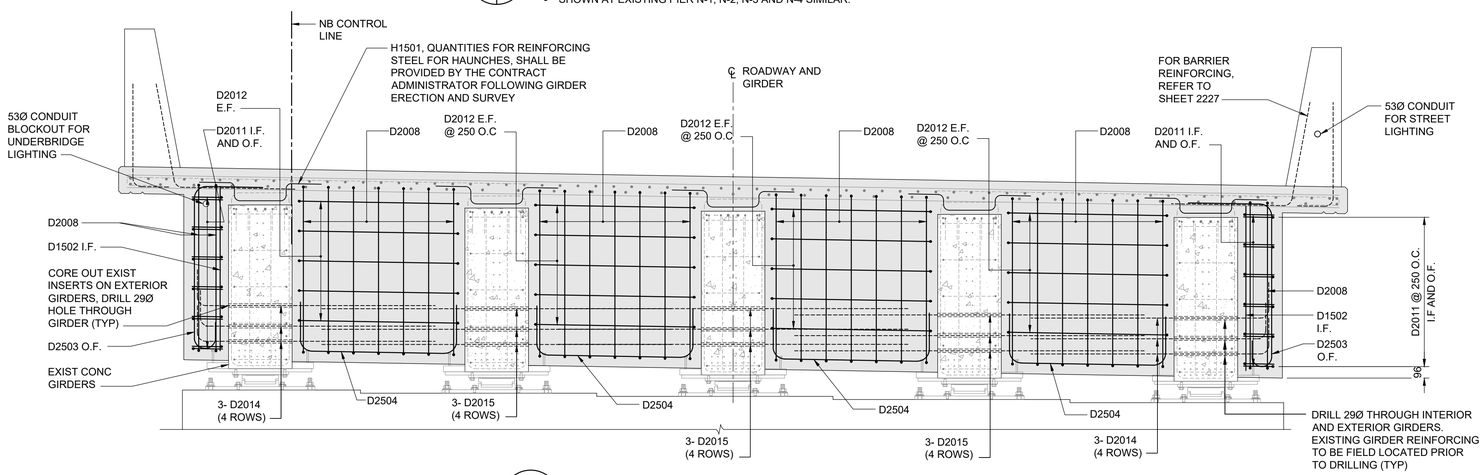

3 ELEVATION - PIER END DIAPHRAGM

1 : 25

- SHOWN AT EXISTING PIER N-1, N-2, N-3 AND N-4 SIMILAR.

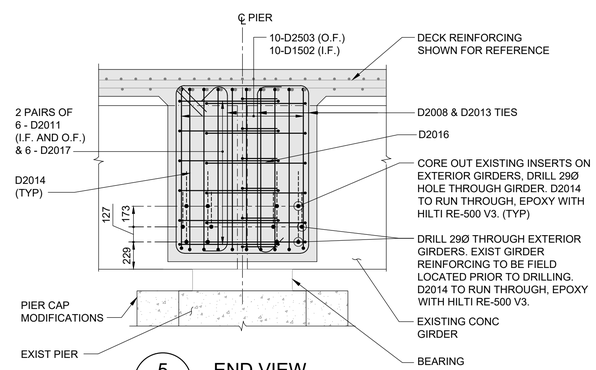

5 END VIEW

1 : 25

NOTE:
BARS MK. D2008 AND D2013 BAR DIMENSIONS TO BE VERIFIED FOLLOWING GIRDER AND PIER CAP SURVEY.

ENGINEERS GEOSCIENTISTS MANITOBA
Certificate of Authorization
Tetra Tech Canada Inc.
No. 6499

B.M.
ELEV.

NO.	REVISIONS	DATE	BY
0	ISSUED FOR TENDER	25.08.07	TN

TETRA TECH

DESIGNED BY	TN	REVIEWED BY	SA
DRAWN BY	EV	APPROVED BY	KA
SCALE:	AS NOTED	ACCEPTED BY	CAM WARD, P.ENG.
DATE	25.08.07	DATE	25.08.07

PROVINCE OF MANITOBA
T.A.B. NEIRINCK
Member
37947
2025-08-07
REGISTERED PROFESSIONAL ENGINEER

CONSULTANT DRAWING NO.
704-INF.MBI03007.01-DWG-S2225

Winnipeg
THE CITY OF WINNIPEG
PUBLIC WORKS DEPARTMENT
ENGINEERING DIVISION

LAGIMODIERE TWIN OVERPASSES
OVER CPKC KEEWATIN
REHABILITATION AND RELATED WORKS

CITY DRAWING NUMBER
B123-25-2225

SHEET 25 OF 48

NORTHBOUND STRUCTURE
DECK REINFORCING DETAILS
SHEET 3 OF 5

2225