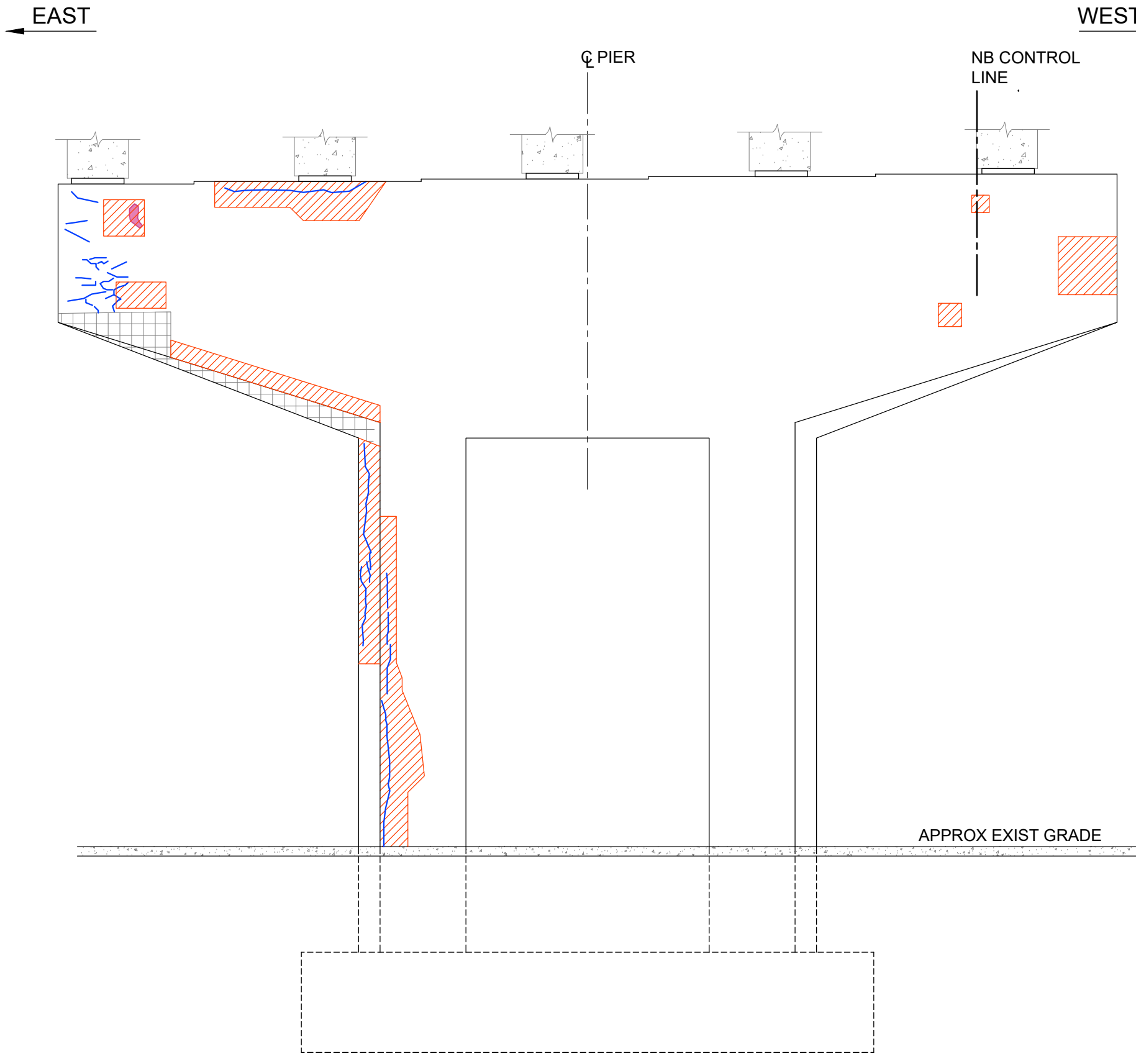
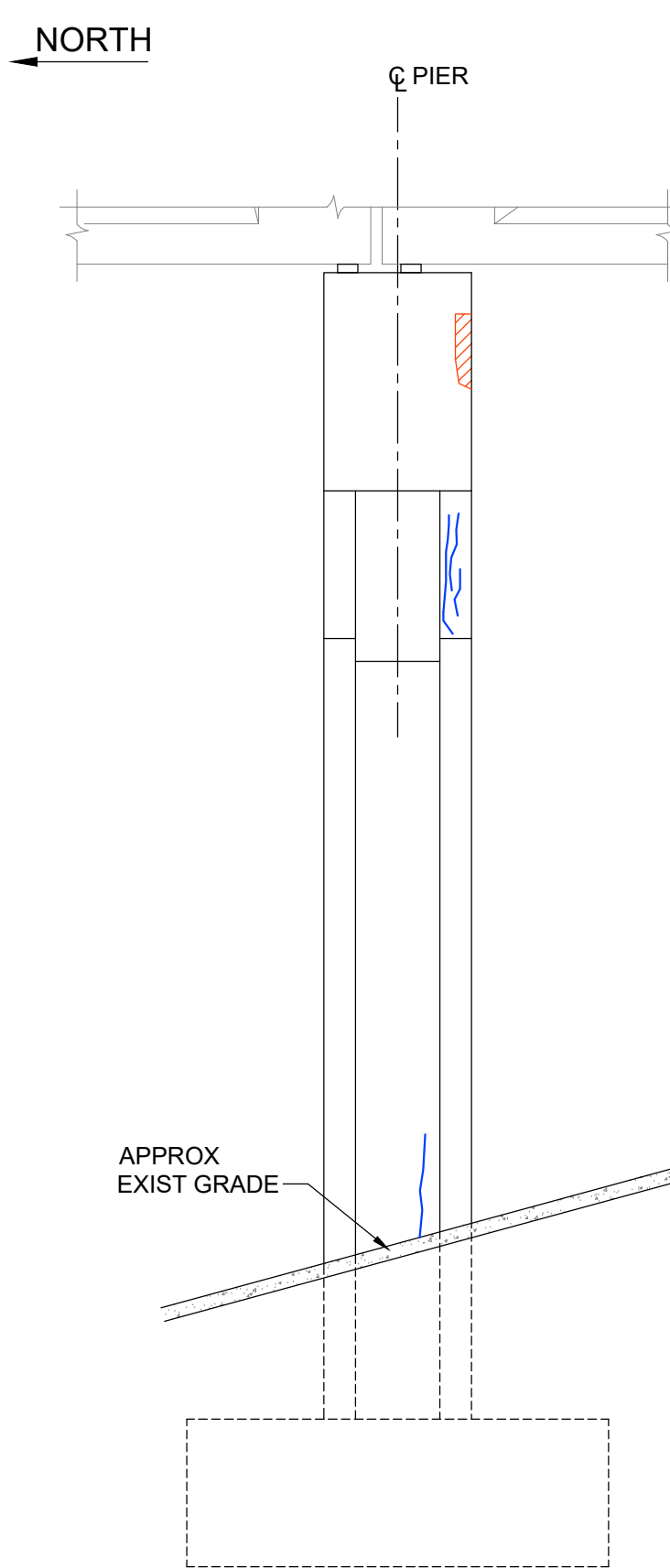


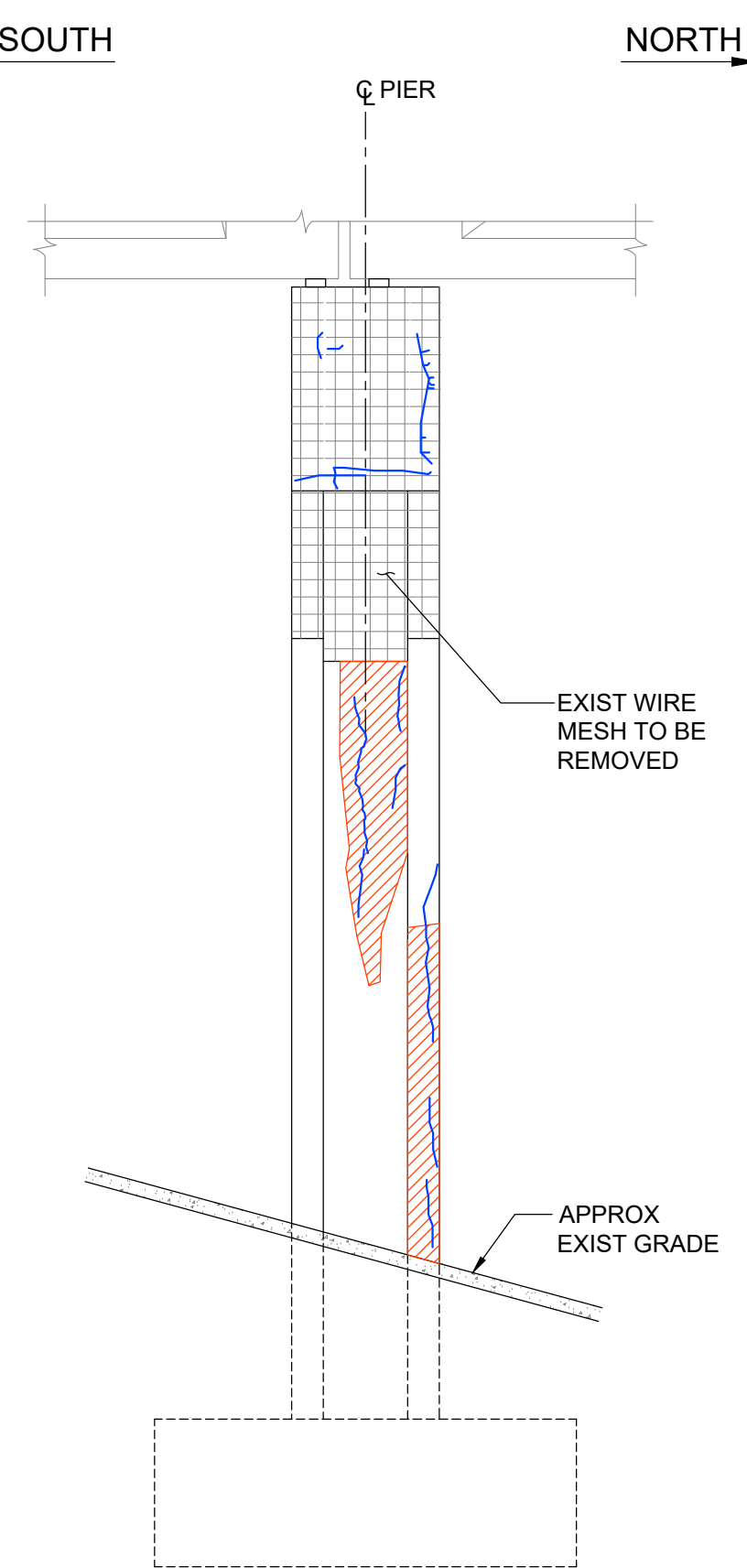
1 PIER N-1 - SOUTH ELEVATION
1 : 50



2 PIER N-1 - NORTH ELEVATION
1 : 50



3 WEST ELEVATION
1 : 50



4 EAST ELEVATION
1 : 50

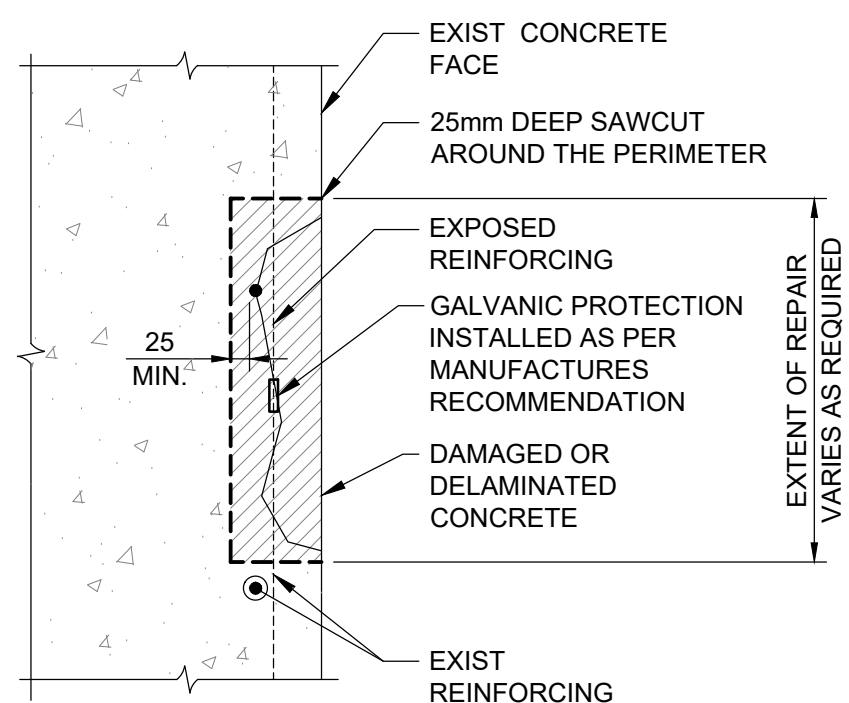
LEGEND

- CRACK
- DELAMINATION
- SPALL
- CORE
- ABANDONED CORE (HIT REINFORCING STEEL)

NOTES:

- CRACK LOCATIONS ARE APPROXIMATE. CRACK WIDTH VARIED
- THIS DRAWING DEPICTS SELECT FINDINGS/AREAS OF CONCERN. ACTUAL REPAIR AREAS MAY BE DIFFERENT AND WILL BE IDENTIFIED ON SITE BY THE CONTRACT ADMINISTRATOR. REPAIR AREAS TO BE MARKED OFF TO SQUARE OR RECTANGULAR SHAPES.
- ASSUMED REPAIR AREAS ARE PROVIDED IN TABLE 1.
- AREAS NOTED WITHIN CAP MODIFICATION AREA ARE TO BE POURED MONOLITHICALLY WITH PIER CAP MODIFICATION CONCRETE.

TABLE 1: REPAIR QUANTITIES	
	APPROX REPAIR UNITS
N-1	SUBSTRUCTURE REPAIRS - 14 m ² MONOLITHIC WITH SUBSTRUCTURE MODIFICATIONS - 20 m ²



5 PARTIAL DEPTH REPAIR
1 : 10

NOTE:
REFER TO SHEET 1004 FOR TYPICAL REPAIR NOTES.



B.M. ELEV.				TETRA TECH				THE CITY OF WINNIPEG PUBLIC WORKS DEPARTMENT ENGINEERING DIVISION	
				DESIGNED BY RL	REVIEWED BY SA			LAGIMODIERE TWIN OVERPASSES OVER CPKC KEEWATIN REHABILITATION AND RELATED WORKS	
				DRAWN BY EV	APPROVED BY KA			NORTHBOUND STRUCTURE PIER N-1 - REPAIR DETAILS	
				SCALE: AS NOTED	ACCEPTED BY DATE CAM WARD, P.ENG. 25.08.07	CONSULTANT DRAWING NO. 704-INF-MBI03007.01-DWG-S2209		CITY DRAWING NUMBER B123-25-2209 SHEET 9 OF 48	
0	ISSUED FOR TENDER	25.08.07	SA					2209	
NO.	REVISIONS	DATE	BY	DATE	25.08.07				