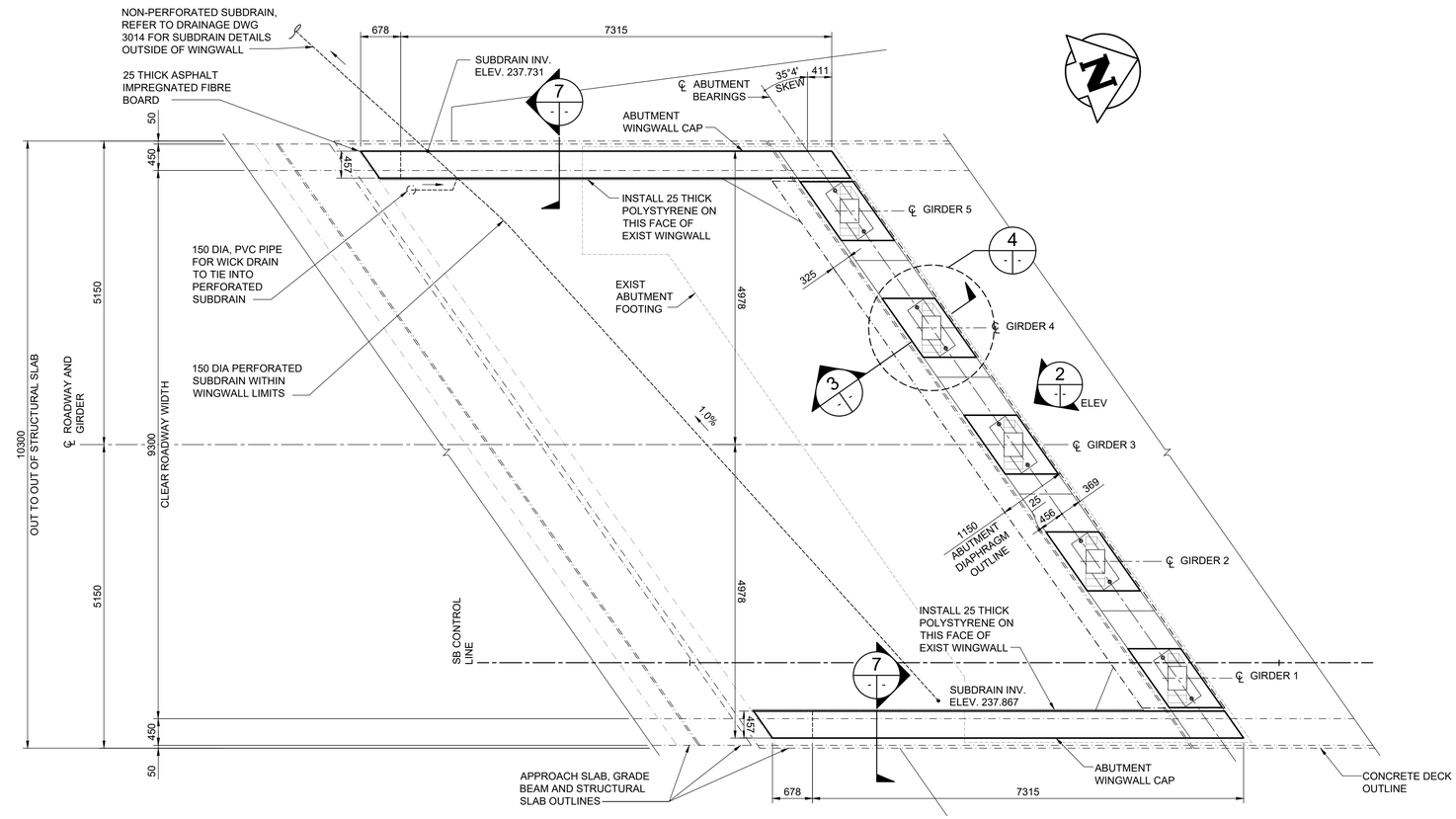

1 PLAN OF ABUTMENT S-0
1 : 50

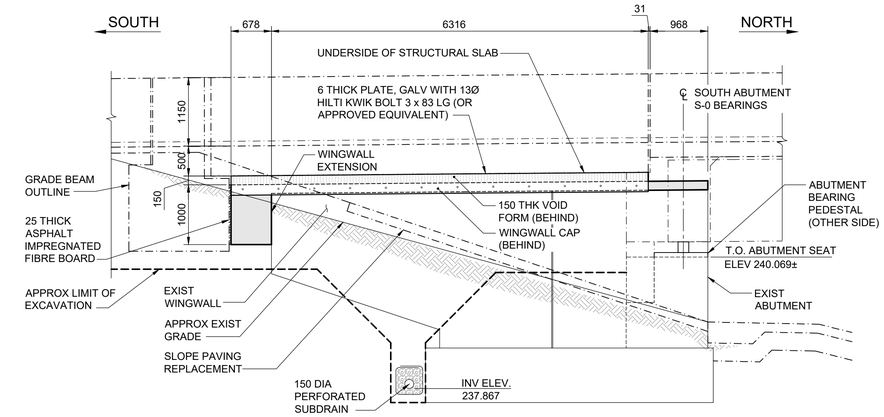

5 ABUTMENT S-0 - EAST ELEVATION
1 : 50

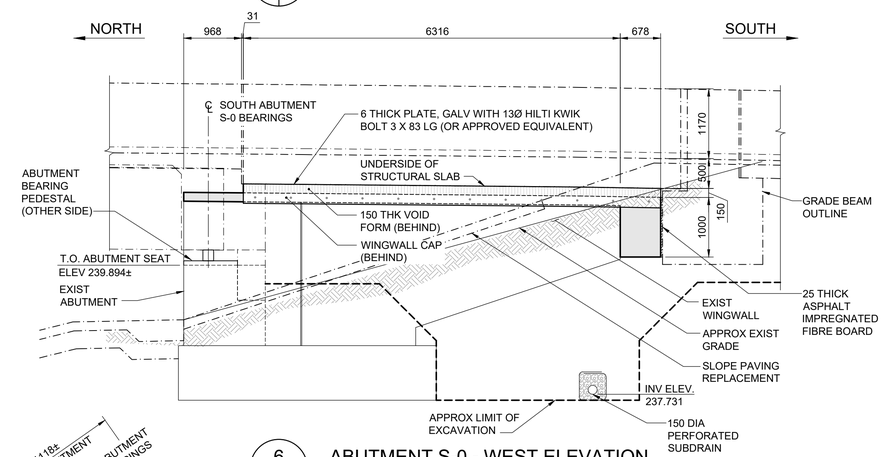

6 ABUTMENT S-0 - WEST ELEVATION
1 : 50

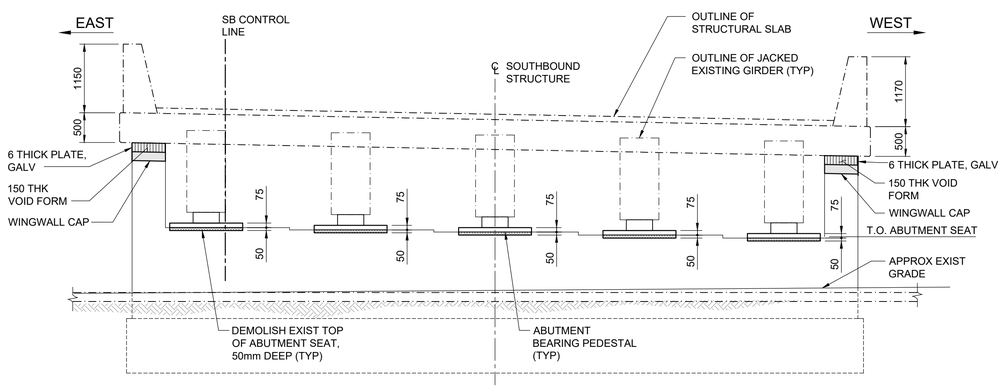

2 ABUTMENT S-0 - FRONT ELEVATION
1 : 50

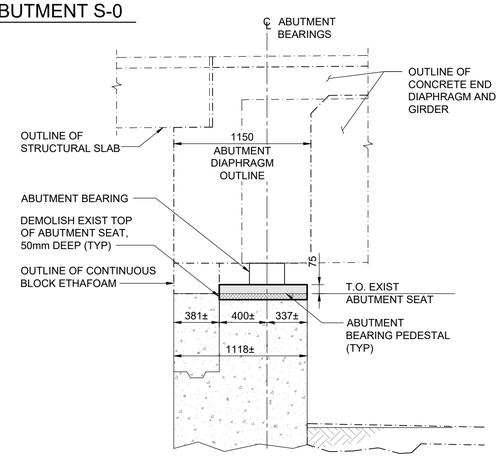

3 SECTION
1 : 25

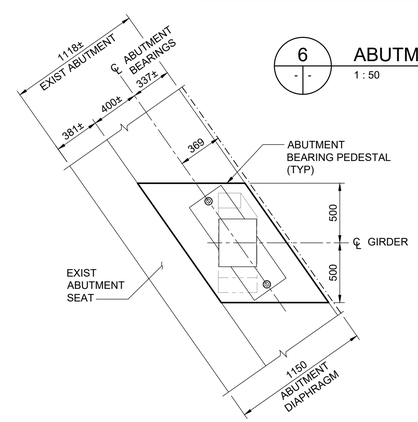

4 PEDESTAL DETAIL
1 : 25

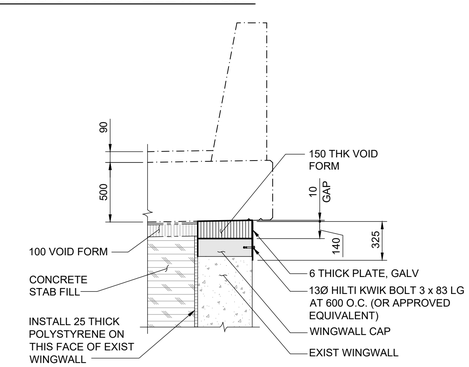

7 SECTION
1 : 25

NOTE:
1. REFER SHEET 2115 FOR BEARING REPLACEMENT SEQUENCE FOR ABUTMENT AND PEDESTAL CONSTRUCTION STAGING.
2. ALL EXPOSED EDGES TO BE CHAMFERED 20mm UNLESS NOTED OTHERWISE.
3. ROUGHEN EXISTING ABUTMENT SURFACES IN CONTACT WITH WINGWALL EXTENSION, WINGWALL CAP AND ABUTMENT BEARING PEDESTAL AS PER ICRI GUIDELINE No. 310.2R (MEDIUM SCARIFICATION) TO 6mm AMPLITUDE.

ENGINEERS GEOSCIENTISTS MANITOBA
Certificate of Authorization
Tetra Tech Canada Inc.
No. 6499

B.M. ELEV.

NO.	REVISIONS	DATE	BY
0	ISSUED FOR TENDER	25.08.07	SA

TETRA TECH

DESIGNED BY	RL	REVIEWED BY	SA
DRAWN BY	EV	APPROVED BY	KA
SCALE:	AS NOTED	ACCEPTED BY / DATE	CAM WARD, P.ENG. 25.08.07
DATE	25.08.07		

PROVINCE OF MANITOBA — S. Awad — S.Y.I. AWAD — Member 31981 — 2025-08-07 — REGISTERED PROFESSIONAL ENGINEER

CONSULTANT DRAWING NO. 704-INF.MBI03007.01-DWG-S2104

Winnipeg
THE CITY OF WINNIPEG
PUBLIC WORKS DEPARTMENT
ENGINEERING DIVISION

LAGIMODIERE TWIN OVERPASSES
OVER CPKC KEEWATIN
REHABILITATION AND RELATED WORKS

SOUTHBOUND STRUCTURE
SOUTH ABUTMENT S-0 - CONCRETE DETAILS

CITY DRAWING NUMBER: B123-25-2104
SHEET 4 OF 47
2104