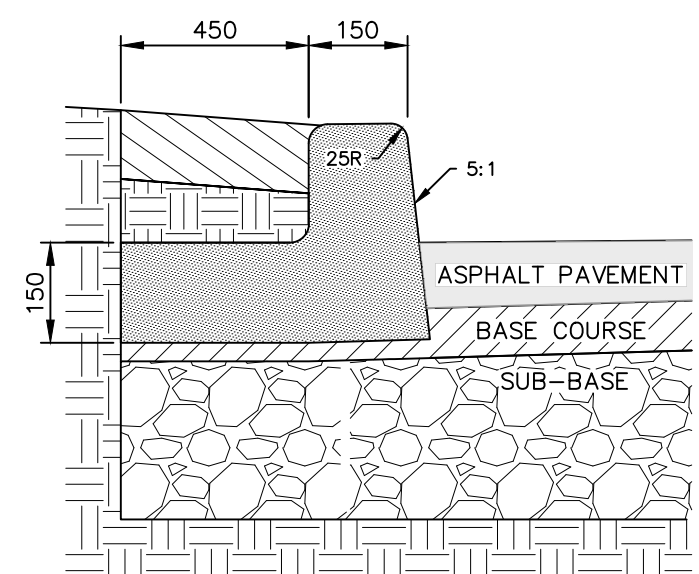
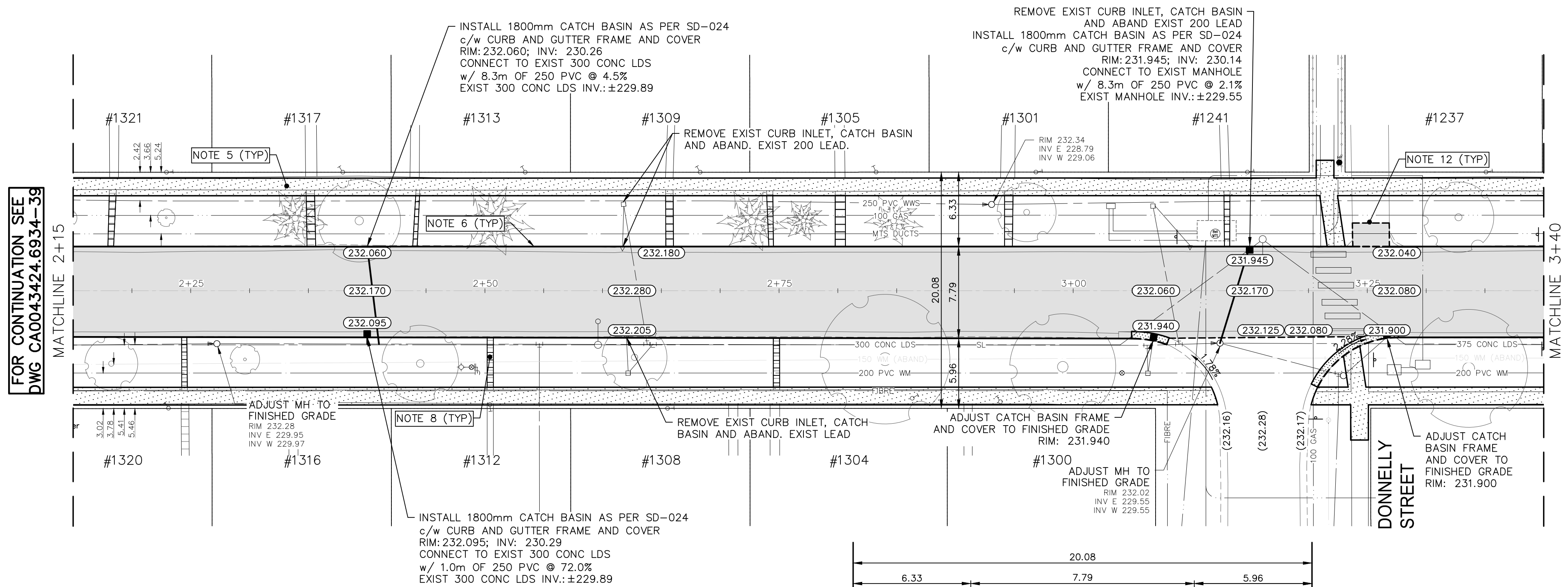
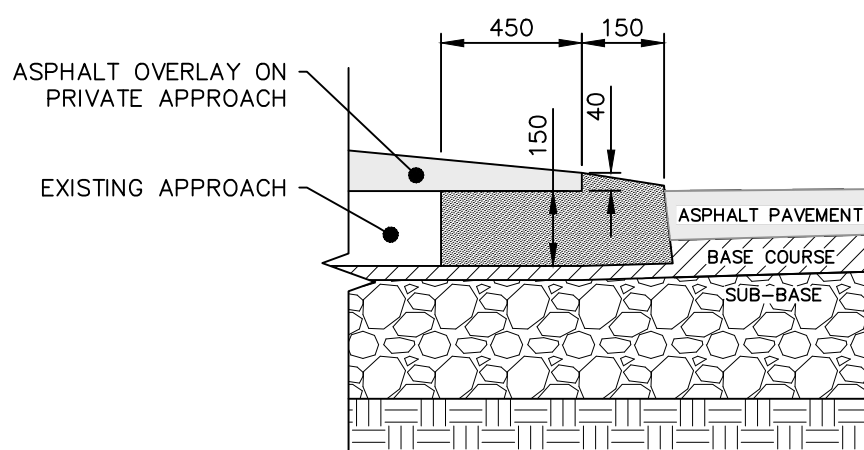


WALLER AVENUE

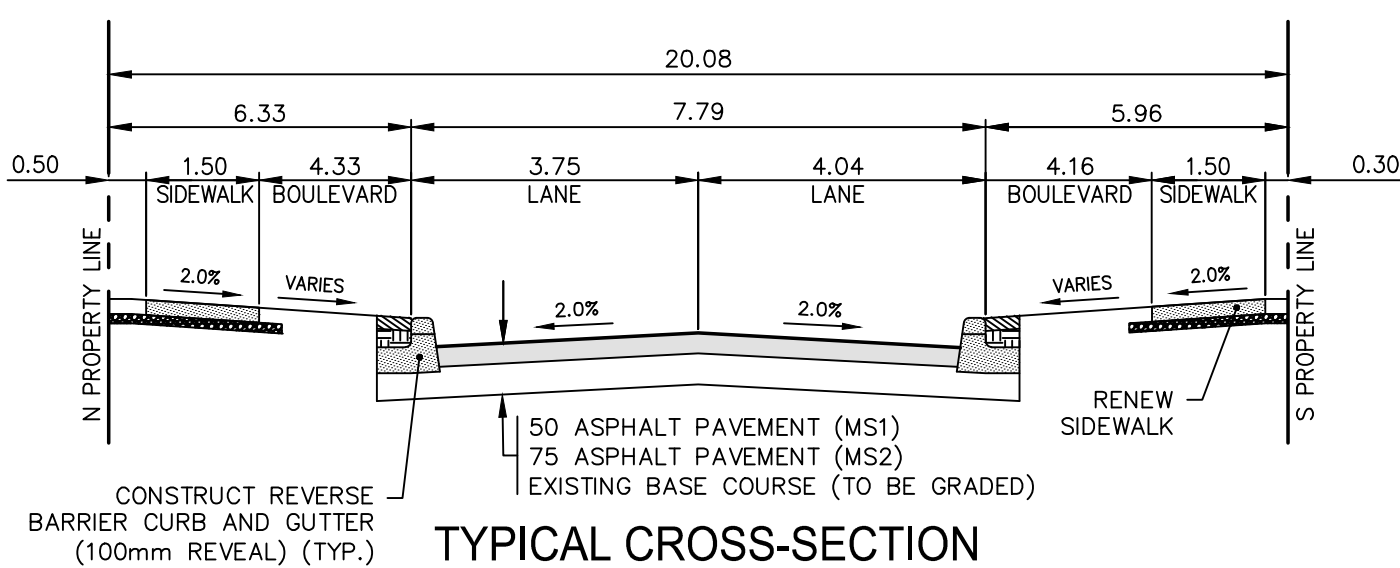


DETAIL 'A' - REVERSE BARRIER
CURB AND GUTTER
NTS



DETAIL 'B' - REVERSE LIP
CURB AND GUTTER
NTS

- NOTES:
1. ALL WORK AND MATERIALS TO BE IN ACCORDANCE WITH THE LATEST REVISION OF THE CITY OF WINNIPEG STANDARD CONSTRUCTION SPECIFICATIONS.
 2. CONTRACTOR TO CONFIRM THE LOCATION OF ALL UTILITIES/SERVICES IN THE FIELD PRIOR TO CONSTRUCTION.
 3. ALL ROADWAY DIMENSIONS SHOWN ARE TO BACK OF CURB.
 4. EXISTING ASPHALT TO BE PLAINED AS SHOWN OR AS DIRECTED BY CONTRACT ADMINISTRATOR
 5. EXISTING SIDEWALK TO BE RENEWED AS PER SD-222A, AND AS DIRECTED BY CONTRACT ADMINISTRATOR.
 6. REMOVE EXISTING CURB AND CONSTRUCT BARRIER CURB AS DIRECTED BY CONTRACT ADMINISTRATOR.
 7. FULL DEPTH ASPHALT PATCHING TO BE COMPLETED AS DIRECTED BY CONTRACT ADMINISTRATOR.
 8. ALL PRIVATE WALKWAYS TO BE ADJUSTED TO NEW SIDEWALK OR TOP OF CURB ELEVATION, AS DIRECTED BY THE CONTRACT ADMINISTRATOR.
 9. EXISTING LIGHT CURB AT PRIVATE APPROACHES TO BE RENEWED AS DIRECTED BY CONTRACT ADMINISTRATOR
 10. EXISTING REINFORCED CONCRETE CURB TO BE INSTALLED AS SHOWN, AS DIRECTED BY CONTRACT ADMINISTRATOR.
 11. MODIFIED BARRIER CURB TO BE CONSTRUCTED AT ALL INTERSECTION RADI AND ALLEY RADI.
 12. OVERLAY CONCRETE AND ASPHALT RESIDENTIAL APPROACHES AS DIRECTED BY CONTRACT ADMINISTRATOR.
 13. CONTRACTORS TO TAKE PRECAUTIONARY STEPS TO PROTECT EXISTING TREES WITHIN THE LIMITS OF CONSTRUCTION FROM DAMAGE FROM CONSTRUCTION ACTIVITIES AS OUTLINED IN THE SPECIFICATIONS.
 14. ALL STANDARDS, HYDRO POLES, AND ADJORS THAT REQUIRE TEMPORARY SUPPORT, REMOVAL OR REPLACEMENT, TO BE DONE AT THE EXPENSE OF THE CONTRACTOR AS NECESSARY.
 15. ALL BOULEVARDES TO BE SODDED UNLESS OTHERWISE NOTED.
 16. ADJUST ALL WATER VALVES, HYDRANTS, MANHOLES, AND CATCH BASINS IN WORK AREA TO GRADE.



TYPICAL CROSS-SECTION

METRIC

WHOLE NUMBERS INDICATE MILLIMETRES
DECIMALIZED NUMBERS INDICATE METRES



Certificate of Authorization
WSP Canada Inc.
No. 5750

FOR TENDER PURPOSES ONLY

NOT FOR CONSTRUCTION



THE CITY OF WINNIPEG
PUBLIC WORKS DEPARTMENT
ENGINEERING SERVICES DIVISION

2025 LOCAL STREET RENEWALS










































WALLER AVENUE

MAJOR REHABILITATION
STA. 2+15 TO STA. 3+40

CITY DRAWING NUMBER

SHEET 40 OF 47

TENDER NO.
230-2025

	WATER MAIN		VALVE			EDGE OF SIDEWALK		
	LAND DRAINAGE SEWER		CURB STOP			EDGE OF ASPHALT		
	WASTE WATER SEWER					EDGE OF CONCRETE		
	HYDRO		HYDRO POLE & LIGHT STANDARD			MODIFIED BARRIER CURB		
	GAS		HYDRO POLE / ANCHOR			BARRIER CURB		
	COMMUNICATIONS		FENCE			BARRIER CURB AND GUTTER		
	SIGNALS		PROPERTY LINE			PAVING STONE		
	MANHOLE		IRON BAR			CONCRETE SIDEWALK		
	CATCH BASIN/CATCH PIT		TEST HOLE / PAVEMENT CORE			CONCRETE SLAB		
	CURB INLET		ELEVATIONS			ASPHALT		
	UTILITIES ADJUSTED		CURB RAMP			MILLED SURFACE		
	HYDRANT		DETECTABLE WARNING SURFACE TILE			PAVEMENT REPAIR FABRIC		
EXISTING	LEGEND-PLAN	PROPOSED	EXISTING	LEGEND-PLAN	PROPOSED	EXISTING	LEGEND-PLAN	PROPOSED

LOCATIONS APPROVED UNDERGROUND STRUCTURES

SIGNED BY:
SUPV U/G S*

DATE _____

LOCATIONS OF UNDERGROUND STRUCTURES AS SHOWN ARE BASED ON THE BEST INFORMATION AVAILABLE BUT NO GUARANTEE IS GIVEN THAT ALL EXISTING UTILITIES ARE SHOWN OR THAT THE GIVEN LOCATIONS ARE EXACT CONFIRMATION OF EXISTENCE AND EXACT LOCATION OF ALL SERVICES MUST BE OBTAINED FROM THE INDIVIDUAL UTILITIES BEFORE PROCEEDING

G.B.M.	TOH AT 1348 WALLER AVE
ELEV.	232.985

7	
6	

6	
---	--

4	
3	
2	
1	
0	ISSUED FOR TENDER

	wsp

DESIGNED BY	R.H./G.Z
DRAWN BY	K.C./W.D

HOR. SCALE	1:250
VERTICAL	1:10
DATE	JANUARY 2

WSP Canada Inc.
1600 Buffalo Place
Winnipeg, MB R3T 6B8
t. 204.477.6650
f. 204.474.2864
www.wsp.com

R.H.
S.M.

ENGINEER'S SEAL

CONSULTANT ACAD DWG. NO.
CA0043424.6934-40

Mar 27, 2025 - 5:42pm
P:\2024\CA0043424.6934 - CA-25-R-04 Local Streets\02 Drawings\03_Work_Dwg\CA0043424.6934_CA_25-R-04_Waller_Plan&Profile.dwg -tab: 230-2025_Drawing_CA0043424.6934-40-R0