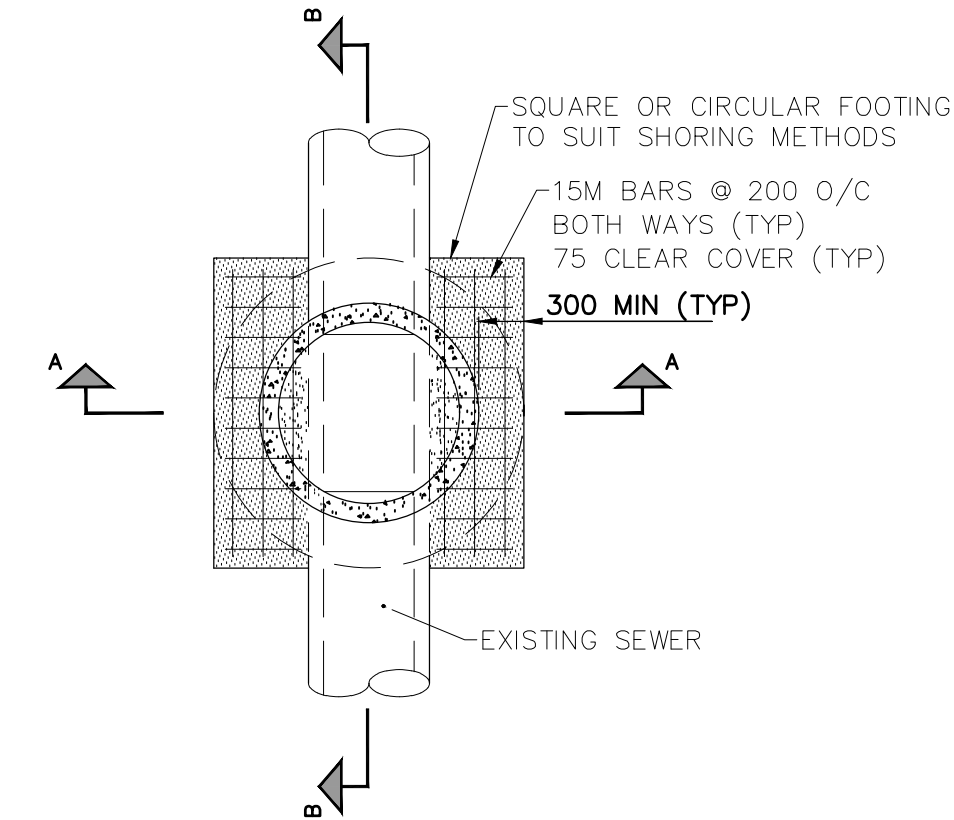
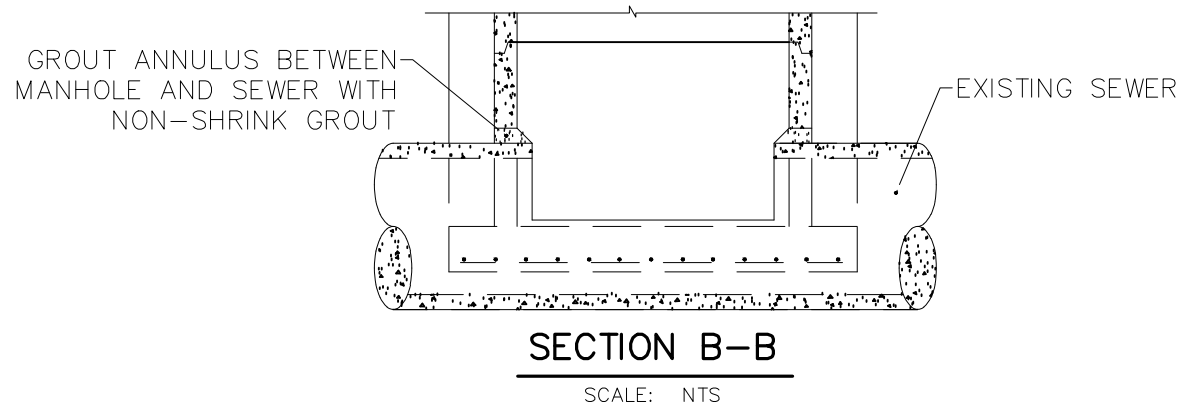
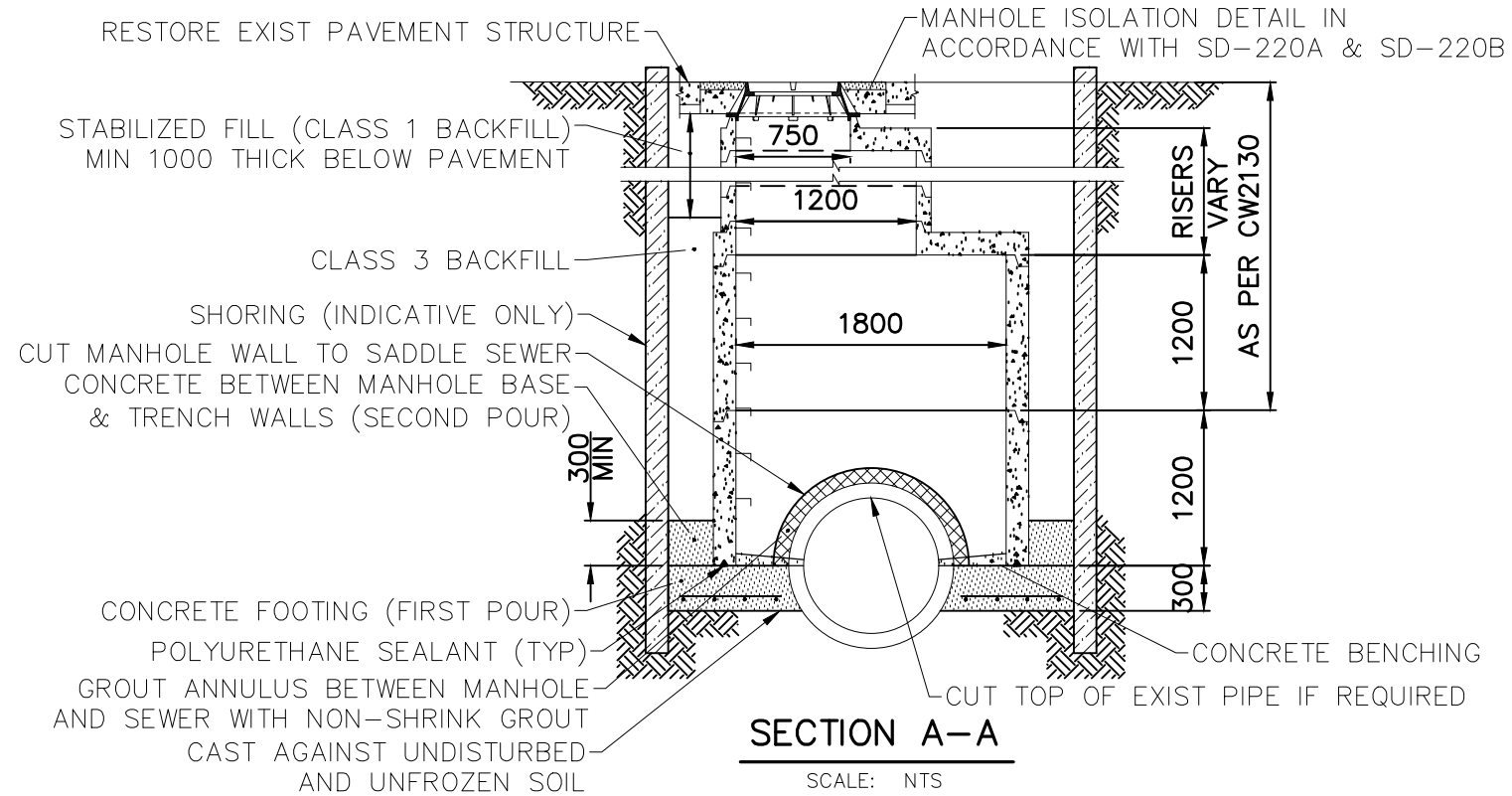


U:\11220885\0300_drawing\0302_sheet_files\02_civil\20885c-501.dwg



DETAIL 1
MANHOLE RECONSTRUCTION DETAIL FOR
CIRCULAR CONCRETE SEWERS (600-900φ)
SCALE: NTS






**ENGINEERS
GEOSCIENTISTS
MANITOBA**
Certificate of Authorization
Stantec Consulting Ltd.
No. 1301

FOR INDEX SEE
13616
TENDER NO. 190-2025

METRIC
WHOLE NUMBERS INDICATE MILLIMETRES
DECIMALIZED NUMBERS INDICATE METRES

WARNING
IF POWER EQUIPMENT OR EXPLOSIVES ARE TO BE USED
FOR EXCAVATION ON THIS PROJECT THE CONTRACTOR
MUST:
1) NOTIFY THE GAS COMPANY OF THE PROPOSED LOCATION
OF EXCAVATION.
2) TAKE PRECAUTION TO AVOID DAMAGE TO GAS COMPANY
INSTALLATIONS.
SEE PROVINCIAL REGULATION 140/92 FOR DETAILS

LOCATION APPROVED UNDERGROUND STRUCTURES				B.M. ELEV.				<div><div>Stantec 311 Portage Avenue, Winnipeg, Manitoba Tel 204-489-5900 Fax 204-453-9012</div></div>				<div>ENGINEER'S SEAL</div> <div></div> <div>CONSULTANT DRAWING NO. C-501</div>				<div><div>THE CITY OF WINNIPEG WATER AND WASTE DEPARTMENT</div></div>			
SUPV. U/G STRUCTURES COMMITTEE				DATE								2024 SEWER RENEWALS BY CIPP LINING CONTRACT 3 MANHOLE DETAILS-I				SHEET 13 OF 13			
NOTE: LOCATION OF UNDERGROUND STRUCTURES AS SHOWN ARE BASED ON THE BEST INFORMATION AVAILABLE BUT NO GUARANTEE IS GIVEN THAT ALL EXISTING UTILITIES ARE SHOWN OR THAT THE GIVEN LOCATIONS ARE EXACT. CONFIRMATION OF EXISTENCE AND EXACT LOCATION OF ALL SERVICES MUST BE OBTAINED FROM THE INDIVIDUAL UTILITIES BEFORE PROCEEDING WITH CONSTRUCTION.																CAD FILE DRAWING NUMBER 20885c-501.dwg			
00 ISSUED FOR CONSTRUCTION				25.04.29 NJK				DESIGNED BY NJK				CHECKED BY RS				CITY DRAWING NUMBER 13627			
								DRAWN BY LA				APPROVED BY NJK							
								HOR. SCALE: 1:750				RELEASED FOR CONSTRUCTION: STACY COURNOYER, P. Eng.							
								VERTICAL:				DATE 25.04.29							
NO. REVISIONS				DATE BY				DATE 24.05.27											