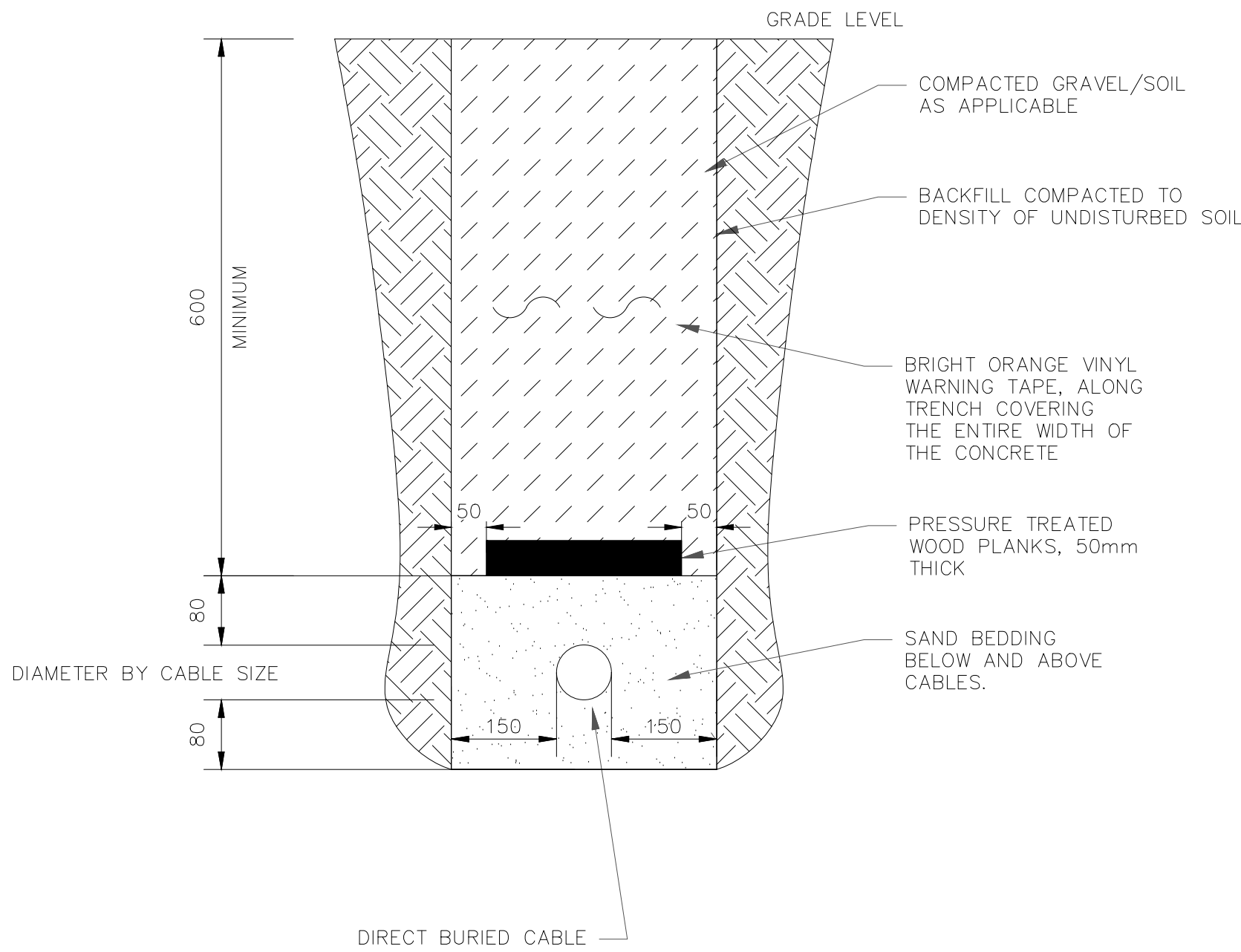
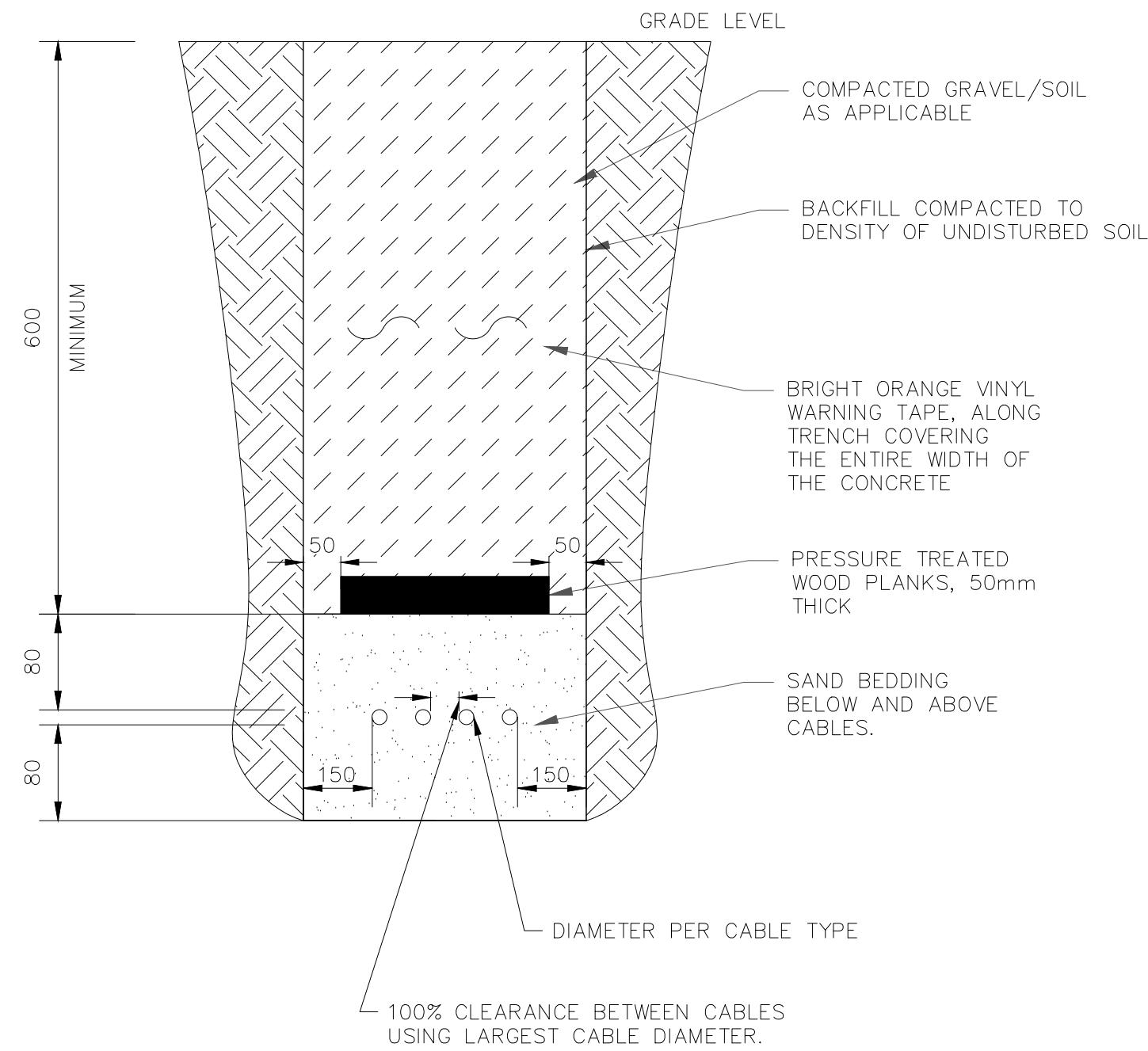


1 | **PERPENDICULAR CROSSING OF SERVICE**  
- | N.T.S.

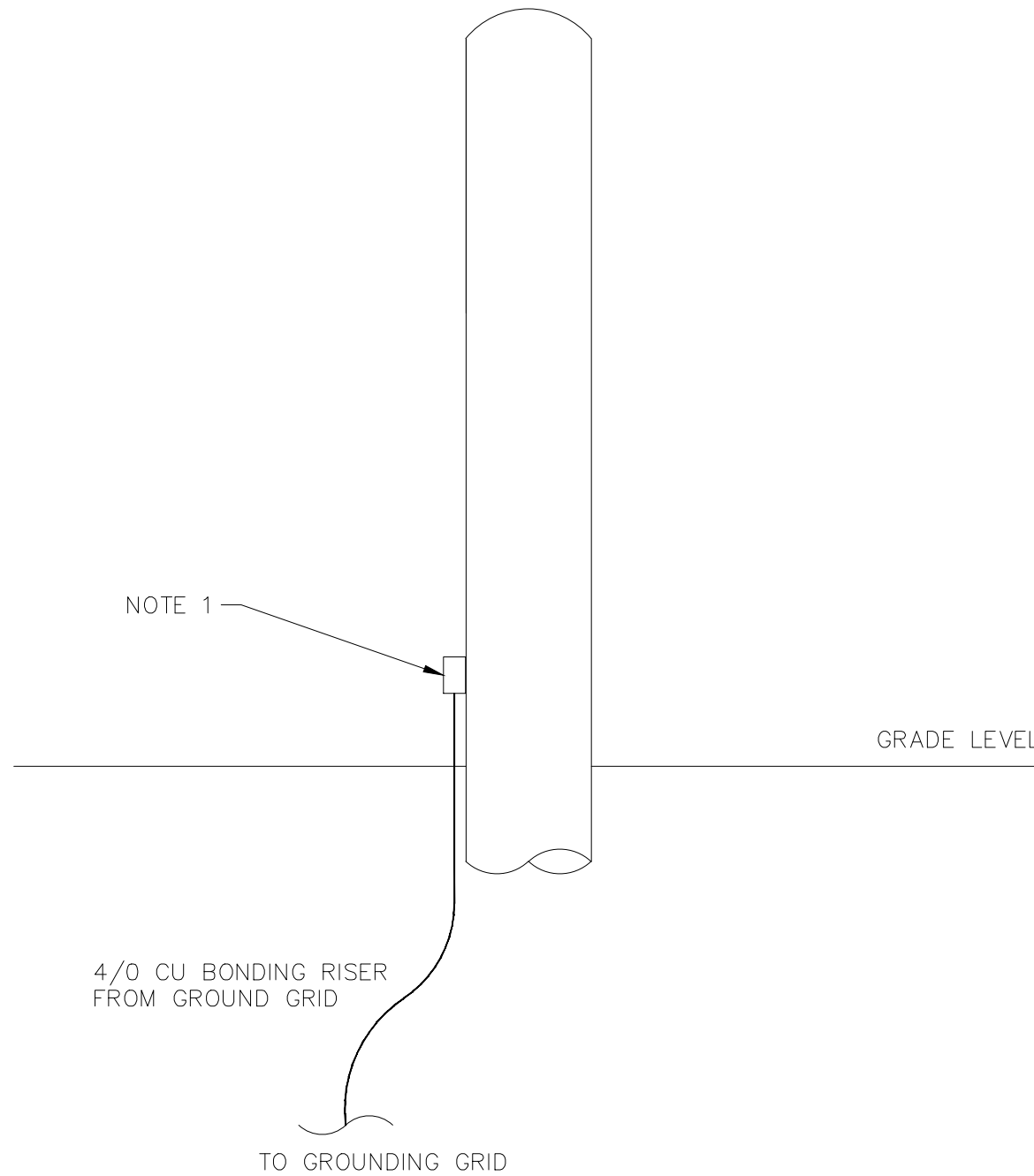


2 | **BURIED CABLE WITH TREATED PROTECTION**  
- | N.T.S.



3 | **DIRECT BURIED CABLE**  
- | N.T.S.

NOTES:  
1. NOT ALL CABLES ARE DEPICTED ON THIS DRAWING, ITS THE CONTRACTORS RESPONSIBILITY TO REVIEW THE PROJECT REQUIREMENTS IN ITS ENTIRELY.



4 | **BOLLARD BONDING**  
- | N.T.S.

NOTES:  
1. CONNECTOR, COPPER, BOLTED, CSA C222 No. 41 APPROVED, SINGLE COPPER CABLE TO BAR, BURNDY GB29, #2/0 AWG TO 250 KCMIL

TENDER NO. 107-2025



METRIC  
WHOLE NUMBERS INDICATE MILLIMETRES  
DECIMALIZED NUMBERS INDICATE METRES

#### WARNING

IF POWER EQUIPMENT OR EXPLOSIVES ARE TO BE USED FOR EXCAVATION ON THIS PROJECT THE CONTRACTOR MUST:

- 1) NOTIFY THE GAS COMPANY OF THE PROPOSED LOCATION OF EXCAVATION.
- 2) TAKE PRECAUTION TO AVOID DAMAGE TO GAS COMPANY INSTALLATIONS.

SEE PROVINCIAL REGULATION 210/72 FOR DETAILS

#### LOCATION APPROVED UNDERGROUND STRUCTURES

SUPV. U/G STRUCTURES COMMITTEE DATE

##### NOTE:

LOCATION OF UNDERGROUND STRUCTURES AS SHOWN ARE BASED ON THE BEST INFORMATION AVAILABLE BUT NO GUARANTEE IS GIVEN THAT ALL EXISTING UTILITIES ARE SHOWN OR THAT THE GIVEN LOCATIONS ARE EXACT. CONFIRMATION OF EXISTENCE AND EXACT LOCATION OF ALL SERVICES MUST BE OBTAINED FROM THE INDIVIDUAL UTILITIES BEFORE PROCEEDING WITH CONSTRUCTION.

B.M.  
ELEV.

CONSTRUCTION COMPLETION DATE: YYYY MM DD

00	ISSUED FOR TENDER	2025/03/31	MS	
NO.	REVISIONS	DATE	BY	

**AECOM**

DESIGNED BY	MS	CHECKED BY	KO
DRAWN BY	TW	APPROVED BY	
SCALE:		RELEASED FOR CONSTRUCTION	
HORIZONTAL	N.T.S.		
VERTICAL	-		
DATE	2025 04 01	DATE	

PLOT DATE: 2025 04 01

ENGINEER'S SEAL



THE CITY OF WINNIPEG  
WATER AND WASTE DEPARTMENT  
SOLID WASTE SERVICES

BRADY ROAD RESOURCE MANAGEMENT FACILITY

CELL 35

BURIED CONDUCTOR DETAILS

SHEET 21 OF 27

CITY DRAWING NUMBER

1-0400L-E0003-001

CONSULTANT DRAWING NUMBER  
E-1003

FILE PATH: C:\Users\pedersen\DC\ACCDocs\AECOM\EN-AMER(CAN)-60733855-COW Brady Dump\Project Files\900 Design Collaboration\910 CAD\20-SHT  
FILE NAME: 1-0400L-E0003-001.dwg