

City of Winnipeg – Archives – R1

Legend:

↗ Electrified Opening

Door#	HwSet#
003	01
005	02
011↗	03
012	04
013	05
016↗	06
018↗	07
019	08
020	08
021A	09
021B	09
023	10
024↗	11
025A↗	12
025B↗	12
100A↗	13
100B	14
101↗	15
102↗	15
103	16
104	17
107	17
108	17
109	17
110	17
111↗	11
113↗	12
114	18
116A↗	19
116B↗	20
116C↗	21
118↗	30
119	23
120A↗	20
120B↗	21
203↗	22
204A↗	19
204B↗	20
204C↗	21
207↗	22
210	18
211↗	12
212	17
213	17

Door#	HwSet#
214	17
215	17
216	17
217	17
218	17
219	17
220	17
221A↗	20
221B↗	21
222	29
300	29
BL-01	24
BL-02	24
BL-03	24
BL-04	24
S01A↗	25
S01B	17
S01C	17
S01D	17
S01E	17
S01F	17
S02A↗	26
S02B↗	27
S02C↗	26
S02D↗	26
S02E↗	26
S02F↗	26
S02G↗	26
S02H↗	26
S03A↗	26
S03B	04
S03C↗	25
S03D	28
S03E	28

Legend:

 Link to catalog cut sheet







 Electrified Opening

Hardware Group No. 01

For use on Door #(s):

003

Provide each SGL door(s) with the following:





QTY		DESCRIPTION	CATALOG NUMBER		FINISH	MFR
3	EA	HINGE	5BB1 4.5 X 4		652	IVE
1	EA	STOREROOM LOCK	ND80RD RHO		626	SCH
1	EA	SURFACE CLOSER	4040XP REG		689	LCN
1	EA	KICK PLATE	8400 255MM X REQ. WIDTH		630	IVE
1	EA	FLOOR STOP	FS439		630	IVE
1	EA	AIR/SMOKE/SOUND SEAL	188SBK PSA X FRAME PERIMETER		BK	ZER

Hardware Group No. 02

For use on Door #(s):

005

Provide each SGL door(s) with the following:












QTY		DESCRIPTION	CATALOG NUMBER		FINISH	MFR
2	EA	HINGE	5BB1 5 X 4.5		652	IVE
1	EA	STOREROOM LOCK	ND80RD RHO		626	SCH
1	EA	SURFACE CLOSER	4040XP REG		689	LCN
1	EA	AIR/SMOKE/SOUND SEAL	188SBK PSA X FRAME PERIMETER		BK	ZER

Hardware Group No. 03

For use on Door #(s):

011

Provide each PR door(s) with the following:

QTY		DESCRIPTION	CATALOG NUMBER		FINISH	MFR
6	EA	HINGE	5BB1HW 5 X 4.5 NRP		652	IVE
2	EA	MANUAL FLUSH BOLT	FB458		626	IVE
1	EA	DUST PROOF STRIKE	DP1		626	IVE
1	EA	CLASSROOM DEADBOLT	B663R		626	SCH
1	EA	PUSH PLATE	8200 4" X 16" (CFC/CFT TO SUIT)		630	IVE
1	EA	PULL PLATE	8303 10" 4" X 16" (CFC/CFT TO SUIT)		630	IVE
1	EA	OH STOP	100S ADJ (W/ AUTO OPERATOR)		630	GLY
1	EA	SURF. AUTO OPERATOR	4642 LONG 120 VAC		689	LCN
2	EA	FULL LENGTH TOUCH ACTUATOR	8310-836T		630	LCN
2	EA	KICK PLATE	8400 255MM X REQ. WIDTH		630	IVE
2	EA	WALL STOP	WS406/407CVX		630	IVE

OPERATIONAL DESCRIPTION:

-DOOR NORMALLY CLOSED AND LOCKED/UNLOCKED.

-INSIDE & OUTSIDE ACTUATORS CYCLE DOOR OPERATOR.

-ROCKER SWITCH ON AUTO OPERATOR TURNS DEVICE ON/OFF/HOLD OPEN. KEEP TURNED OFF WHILE DOOR IS LOCKED.

-FREE EGRESS AT ALL TIMES.

Hardware Group No. 04

For use on Door #(s):

012 S03B

Provide each SGL door(s) with the following:







QTY		DESCRIPTION	CATALOG NUMBER		FINISH	MFR
1	EA	HARDWARE	EXISTING TO REMAIN			

Hardware Group No. 05

For use on Door #(s):

013











Provide each SGL door(s) with the following:

QTY		DESCRIPTION	CATALOG NUMBER		FINISH	MFR
3	EA	HINGE	5BB1 5 X 4.5		652	IVE
1	EA	STOREROOM LOCK	ND80RD RHO		626	SCH
1	EA	SURFACE CLOSER	4040XP REG		689	LCN
1	EA	KICK PLATE	8400 255MM X REQ. WIDTH		630	IVE
1	EA	WALL STOP	WS406/407CVX		630	IVE
1	EA	AIR/SMOKE/SOUND SEAL	188SBK PSA X FRAME PERIMETER		BK	ZER

Hardware Group No. 06

For use on Door #(s):  
016









Provide each PR door(s) with the following:

QTY		DESCRIPTION	CATALOG NUMBER		FINISH	MFR
6	EA	HINGE	5BB1 5 X 4.5 NRP		652	IVE
1	EA	CONST LATCHING BOLT	FB52		630	IVE
1	EA	CLASSROOM LOCK	ND70RD RHO 14-042		626	SCH
1	EA	COORDINATOR	COR X FL		628	IVE
2	EA	OH STOP	100SE		630	GLY
2	EA	FIRE/LIFE CLOSER/HOLD OPEN	4040SE ST-2806 (PULL SIDE)	 ✎	689	LCN
2	EA	FLUSH CEILING MTG PLATE	4040XP-18G		689	LCN
2	EA	KICK PLATE	8400 255MM X REQ. WIDTH		630	IVE
1	EA	AIR/SMOKE/SOUND SEAL	188SBK PSA X FRAME PERIMETER		BK	ZER
1	EA	MEETING STILE	43SP		SP	ZER

Hardware Group No. 07

For use on Door #(s):  
018

Provide each PR door(s) with the following:

QTY		DESCRIPTION	CATALOG NUMBER		FINISH	MFR
6	EA	HINGE	5BB1 5 X 4.5 NRP		652	IVE
2	EA	PUSH PLATE	8200 4" X 16"		630	IVE
2	EA	PULL PLATE	8303 10" 4" X 16"		630	IVE
2	EA	OH STOP	100S ADJ (W/ AUTO OPERATOR)		630	GLY
1	EA	SURF. AUTO OPERATOR	9153 LONG2 MS AS REQ (120 VAC)	 ✎	ANCLR	LCN
1	EA	SWITCH ROCKER	8310-806R	 ✎		LCN
2	EA	FULL LENGTH TOUCH ACTUATOR	8310-836T		630	LCN
2	EA	KICK PLATE	8400 255MM X REQ. WIDTH		630	IVE

OPERATIONAL DESCRIPTION:










- DOOR NORMALLY CLOSED/HOLD OPEN AND UNLOCKED.
- INSIDE & OUTSIDE ACTUATORS CYCLE DOOR OPERATOR.
- ROCKER SWITCH ON AUTO OPERATOR TURNS DEVICE ON/OFF/HOLD OPEN.
- FREE ACCESS & EGRESS AT ALL TIMES.

Hardware Group No. 08

For use on Door #(s):

019 020

Provide each PR door(s) with the following:





QTY		DESCRIPTION	CATALOG NUMBER		FINISH	MFR
6	EA	HINGE	5BB1 4.5 X 4 NRP		652	IVE
1	EA	CONST LATCHING BOLT	FB52		630	IVE
1	EA	STOREROOM LOCK	ND80RD RHO		626	SCH
1	EA	COORDINATOR	COR X FL		628	IVE
2	EA	MOUNTING BRACKET	MB1/MB2 TO SUIT		689	IVE
2	EA	SURFACE CLOSER	4040XP CUSH ST-3068		689	LCN
2	EA	KICK PLATE	8400 255MM X REQ. WIDTH		630	IVE
1	EA	AIR/SMOKE/SOUND SEAL	188SBK PSA X FRAME PERIMETER		BK	ZER
1	EA	ASTRAGAL	42STST X DOOR HEIGHT		STST	ZER

Hardware Group No. 09

For use on Door #(s):

021A 021B

Provide each SGL door(s) with the following:

QTY		DESCRIPTION	CATALOG NUMBER		FINISH	MFR
2	EA	HINGE	5BB1 5 X 4.5 NRP		652	IVE
1	EA	CLASSROOM LOCK	ND70RD RHO		626	SCH
1	EA	KICK PLATE	8400 255MM X B-NH-A X REQ. WIDTH		630	IVE
1	EA	WALL STOP	WS406/407CVX		630	IVE

NOTE:





-CONFIRM KEYING REQUIREMENTS WITH OWNER PRIOR ORDERING.

Hardware Group No. 10

For use on Door #(s):

023

Provide each SGL door(s) with the following:










QTY		DESCRIPTION	CATALOG NUMBER		FINISH	MFR
3	EA	HINGE	5BB1 5 X 4.5		652	IVE
1	EA	STOREROOM LOCK	ND80RD RHO		626	SCH
1	EA	SURFACE CLOSER	4040XP CUSH ST-3068		689	LCN
1	EA	KICK PLATE	8400 255MM X REQ. WIDTH		630	IVE

Hardware Group No. 11

For use on Door #(s):

024 111

Provide each SGL door(s) with the following:

QTY		DESCRIPTION	CATALOG NUMBER		FINISH	MFR
3	EA	HINGE	5BB1HW 5 X 4.5		652	IVE
1	EA	PUSH PLATE	8200 4" X 16"		630	IVE
1	EA	PULL PLATE	8303 10" 4" X 16"		630	IVE
1	EA	OH STOP	100S ADJ (W/ AUTO OPERATOR)		630	GLY
1	EA	SURF. AUTO OPERATOR	4642 LONG 120 VAC		689	LCN
2	EA	FULL LENGTH TOUCH ACTUATOR	8310-836T		630	LCN
1	EA	KICK PLATE	8400 255MM X B-NH-A X REQ. WIDTH		630	IVE
1	EA	AIR/SMOKE/SOUND SEAL	188SBK PSA X FRAME PERIMETER		BK	ZER
1	EA	DOOR BOTTOM	355AA X DOOR WIDTH		AA	ZER

OPERATIONAL DESCRIPTION:

- DOOR NORMALLY CLOSED AND UNLOCKED.
- INSIDE & OUTSIDE ACTUATORS CYCLE DOOR OPERATOR.
- ROCKER SWITCH ON AUTO OPERATOR TURNS DEVICE ON/OFF/HOLD OPEN.
- FREE ACCESS & EGRESS AT ALL TIMES.

## Hardware Group No. 12

For use on Door #(s):

025A                      025B                      113                      211

Provide each SGL door(s) with the following:

QTY		DESCRIPTION	CATALOG NUMBER		FINISH	MFR
3	EA	HINGE	5BB1HW 5 X 4.5		652	IVE
1	EA	STOREROOM LOCK	ND80RD RHO		626	SCH
1	EA	ELECTRIC STRIKE	6211 FS CON 24 VDC	⚡	630	VON
1	EA	SURF. AUTO OPERATOR	4631 WMS 120 VAC	⚡	689	LCN
2	EA	FULL LENGTH TOUCH ACTUATOR	8310-836T		630	LCN
1	EA	OCCUPIED INDICATOR	CM-AF500	⚡		CAM
1	EA	PUSH TO LOCK BUTTON W INDICATOR	CM-AF550R	⚡		CAM
1	EA	KICK PLATE	8400 255MM X REQ. WIDTH		630	IVE
1	EA	MOP PLATE	8400 255MM X REQ. WIDTH		630	IVE
1	EA	WALL STOP	WS406/407CVX		630	IVE
1	EA	AIR/SMOKE/SOUND SEAL PERIMETER	188SBK PSA X FRAME		BK	ZER
1	EA	WIRE HARNESS	CON-6W (IN FRAME)	⚡		SCH
1	EA	DOOR CONTACT	679-05_TO SUIT	⚡	BLK	SCE
1	EA	ADVANCED LOGIC RELAY	CX-33	⚡		CAM
1	EA	EMERGENCY PULL STATIONS	BY DIV. 28	⚡		

## NOTES:

- CONFIRM LOCATION OF ACTUATORS WITH ARCHITECT/GENERAL CONTRACTOR PRIOR INSTALLATION.

## OPERATIONAL DESCRIPTION:

- DOOR IS NORMALLY CLOSED AND UNLOCKED.
- DOOR CAN BE MANUALLY OR AUTOMATICALLY OPENED VIA THE EXTERIOR ACTUATOR.
- PRESSING "PUSH TO LOCK" BUTTON DISABLES EXTERIOR ACTUATOR AND ENGAGES THE FAIL SAFE ELECTRIC STRIKE, PREVENTING ACCESS WHILE OCCUPIED. SIMULTANEOUSLY, THE "LOCKED" INDICATOR NEXT TO "PUSH TO LOCK" BUTTON AND EXTERIOR ""OCCUPIED"" INDICATOR WILL TURN ON.
- FREE EGRESS AT ALL TIMES BY INSIDE ACTUATOR OR BY TURNING INSIDE LEVER. THE "LOCKED"" AND ""OCCUPIED"" INDICATORS WILL TURN OFF UPON EXITING.
- EMERGENCY ACCESS INTO WASHROOM BY USING OVERRIDE KEY IN OUTSIDE LEVER.

## Hardware Group No. 13

For use on Door #(s):

100A

Provide each SGL door(s) with the following:

QTY		DESCRIPTION	CATALOG NUMBER		FINISH	MFR
1	EA	BALANCE HARDWARE	EXISTING TO REMAIN			
1	EA	FOB/CARD READER	BY DIV. 28	⚡		

## Hardware Group No. 14

For use on Door #(s):

100B

Provide each SGL door(s) with the following:















QTY		DESCRIPTION	CATALOG NUMBER	FINISH	MFR
1	EA	BALANCE HARDWARE	EXISTING TO REMAIN		

## Hardware Group No. 15

For use on Door #(s):

101 102

Provide each SGL door(s) with the following:

QTY		DESCRIPTION	CATALOG NUMBER		FINISH	MFR
3	EA	HINGE	5BB1HW 5 X 4.5		652	IVE
1	EA	STOREROOM LOCK	ND80RD RHO		626	SCH
1	EA	ELECTRIC STRIKE	6211 FS CON 24 VDC	 ⚡	630	VON
1	EA	OH STOP	100S ADJ (W/ AUTO OPERATOR)		630	GLY
1	EA	SURF. AUTO OPERATOR	4642 LONG 120 VAC	 ⚡	689	LCN
2	EA	FULL LENGTH TOUCH ACTUATOR	8310-836T		630	LCN
1	EA	OCCUPIED INDICATOR	CM-AF500	 ⚡		CAM
1	EA	PUSH TO LOCK BUTTON W INDICATOR	CM-AF550R	 ⚡		CAM
1	EA	KICK PLATE	8400 255MM X REQ. WIDTH		630	IVE
1	EA	MOP PLATE	8400 255MM X REQ. WIDTH		630	IVE
1	EA	WALL STOP	WS406/407CVX		630	IVE
1	EA	AIR/SMOKE/SOUND SEAL	188SBK PSA X FRAME PERIMETER		BK	ZER
1	EA	WIRE HARNESS	CON-6W (IN FRAME)	⚡		SCH
1	EA	DOOR CONTACT	679-05_TO SUIT	 ⚡	BLK	SCE
1	EA	ADVANCED LOGIC RELAY	CX-33	 ⚡		CAM
1	EA	EMERGENCY PULL STATIONS	BY DIV. 28	⚡		

## NOTES:

- CONFIRM LOCATION OF ACTUATORS WITH ARCHITECT/GENERAL CONTRACTOR PRIOR INSTALLATION.

## OPERATIONAL DESCRIPTION:

- DOOR IS NORMALLY CLOSED AND UNLOCKED.
- DOOR CAN BE MANUALLY OR AUTOMATICALLY OPENED VIA THE EXTERIOR ACTUATOR.
- PRESSING "PUSH TO LOCK" BUTTON DISABLES EXTERIOR ACTUATOR AND ENGAGES THE FAIL SAFE ELECTRIC STRIKE, PREVENTING ACCESS WHILE OCCUPIED. SIMULTANEOUSLY, THE "LOCKED" INDICATOR NEXT TO "PUSH TO LOCK" BUTTON AND EXTERIOR ""OCCUPIED"" INDICATOR WILL TURN ON.
- FREE EGRESS AT ALL TIMES BY INSIDE ACTUATOR OR BY TURNING INSIDE LEVER. THE "LOCKED"" AND ""OCCUPIED"" INDICATORS WILL TURN OFF UPON EXITING.
- EMERGENCY ACCESS INTO WASHROOM BY USING OVERRIDE KEY IN OUTSIDE LEVER.



Hardware Group No. 16

For use on Door #(s):

103

Provide each UEP door(s) with the following:

QTY		DESCRIPTION	CATALOG NUMBER	FINISH	MFR
1	EA	HARDWARE	BY GLASS DOOR SYSTEM MANUFACTURER		

NOTES: AUTOMATIC DOOR OPERATOR BY GLASS DOOR SYSTEM SUPPLIER.

Hardware Group No. 17

For use on Door #(s):

104	107	108	109	110	212
213	214	215	216	217	218
219	220	S01B	S01C	S01D	S01E
S01F					

Provide each SGL door(s) with the following:






QTY		DESCRIPTION	CATALOG NUMBER	FINISH	MFR
1	EA	HARDWARE	BY GLASS DOOR SYSTEM MANUFACTURER		

Hardware Group No. 18

For use on Door #(s):

114 210

Provide each SGL door(s) with the following:












QTY		DESCRIPTION	CATALOG NUMBER		FINISH	MFR
3	EA	HINGE	5BB1 4.5 X 4		652	IVE
1	EA	PRIVACY LOCK W/ OUTSIDE INDICATOR	ND40S RHO OS-OCC		626	SCH
1	EA	SURFACE CLOSER	4040XP CUSH ST-3068		689	LCN
1	EA	KICK PLATE	8400 255MM X REQ. WIDTH		630	IVE
1	EA	MOP PLATE	8400 255MM X REQ. WIDTH		630	IVE

Hardware Group No. 19

For use on Door #(s):

116A                      204A

Provide each SGL door(s) with the following:

QTY		DESCRIPTION	CATALOG NUMBER		FINISH	MFR
2	EA	HINGE	5BB1HW SH 5 X 4.5 NRP		652	IVE
1	EA	ELECTRIC HINGE	5BB1HW 5 X 4.5 CON TW8	 ✎	652	IVE
1	EA	ELEC FIRE EXIT HARDWARE	LX-RX-QEL-98-L-NL-F-06-CON 24 VDC	 ✎	626	VON
1	EA	RIM CYLINDER	20-057 ICX		626	SCH
1	EA	OH STOP	100S ADJ (W/ AUTO OPERATOR)		630	GLY
1	EA	SURF. AUTO OPERATOR	4642 LONG 120 VAC	 ✎	689	LCN
2	EA	FULL LENGTH TOUCH ACTUATOR	8310-836T		630	LCN
1	EA	KICK PLATE	8400 255MM X B-NH-A X REQ. WIDTH		630	IVE
1	EA	AIR/SMOKE/SOUND SEAL	188SBK PSA X FRAME PERIMETER		BK	ZER
1	EA	DOOR BOTTOM	355AA X DOOR WIDTH		AA	ZER
1	EA	WIRE HARNESS	CON___TO SUIT (IN DOOR)	✎		SCH
1	EA	WIRE HARNESS	CON-6W (IN FRAME)	✎		SCH
1	EA	FOB/CARD READER	BY DIV. 28	✎		
1	EA	DOOR POSITION SWITCH	BY DIV. 28	✎		
1	EA	POWER SUPPLY	BY DIV. 28	✎		
1	EA	ADVANCED LOGIC RELAY	CX-33	 ✎		CAM

## NOTE:

-AUTO OPERATOR AND ELECTRIC LATCH RETRACTION DEVICE TO BE CONNECTED TO FIRE ALARM SYSTEM.

-CONFIRM KEYING REQUIREMENTS WITH OWNER PRIOR ORDERING.

## OPERATIONAL DESCRIPTION:

-DOOR IS NORMALLY CLOSED AND LOCKED.

-PRESENTING VALID CREDENTIAL, OR SCHEDULED UNLOCK (VIA ACCESS CONTROL SYSTEM), ALLOWS MANUAL ACCESS OR USE OF OUTSIDE ACTUATOR(S).

-INSIDE ACTUATOR(S) ALWAYS FUNCTIONAL. PRESSING IT MOMENTARILY UNLOCKS AND CYCLES DOOR OPERATOR.

-ROCKER SWITCH ON AUTO OPERATOR TURNS DEVICE ON/OFF/HOLD OPEN.

-OUTSIDE KEY OVERRIDE AS REQUIRED.










-FREE EGRESS AT ALL TIMES.

Hardware Group No. 20

For use on Door #(s):

116B                      120A                      204B                      221A

Provide each SGL door(s) with the following:

QTY		DESCRIPTION	CATALOG NUMBER		FINISH	MFR
3	EA	HINGE	5BB1HW 5 X 4.5		652	IVE
1	EA	PUSH PLATE	8200 4" X 16"		630	IVE
1	EA	PULL PLATE	8303 10" 4" X 16"		630	IVE
1	EA	SURF. AUTO OPERATOR	4642 LONG 120 VAC	 ⚡	689	LCN
2	EA	FULL LENGTH TOUCH ACTUATOR	8310-836T		630	LCN
1	EA	KICK PLATE	8400 255MM X B-NH-A X REQ. WIDTH		630	IVE
1	EA	WALL STOP	WS406/407CVX		630	IVE
1	EA	AIR/SMOKE/SOUND SEAL	188SBK PSA X FRAME PERIMETER		BK	ZER
1	EA	DOOR BOTTOM	355AA X DOOR WIDTH		AA	ZER

OPERATIONAL DESCRIPTION:












- DOOR NORMALLY CLOSED AND UNLOCKED.
- INSIDE & OUTSIDE ACTUATORS CYCLE DOOR OPERATOR.
- ROCKER SWITCH ON AUTO OPERATOR TURNS DEVICE ON/OFF/HOLD OPEN.
- FREE ACCESS & EGRESS AT ALL TIMES.

## Hardware Group No. 21

For use on Door #(s):

116C                  120B                  204C                  221B

Provide each SGL door(s) with the following:

QTY		DESCRIPTION	CATALOG NUMBER		FINISH	MFR
2	EA	HINGE	5BB1HW SH 5 X 4.5 NRP		652	IVE
1	EA	ELECTRIC HINGE	5BB1HW 5 X 4.5 CON TW8	 ✎	652	IVE
1	EA	ELEC FIRE EXIT HARDWARE	LX-RX-QEL-98-L-NL-F-06-CON 24 VDC	 ✎	626	VON
1	EA	RIM CYLINDER	20-057 ICX		626	SCH
1	EA	SURF. AUTO OPERATOR	4642 LONG 120 VAC	 ✎	689	LCN
2	EA	FULL LENGTH TOUCH ACTUATOR	8310-836T		630	LCN
1	EA	KICK PLATE	8400 255MM X B-NH-A X REQ. WIDTH		630	IVE
1	EA	WALL STOP	WS406/407CVX		630	IVE
1	EA	AIR/SMOKE/SOUND SEAL	188SBK PSA X FRAME PERIMETER		BK	ZER
1	EA	DOOR BOTTOM	355AA X DOOR WIDTH		AA	ZER
1	EA	WIRE HARNESS	CON___TO SUIT (IN DOOR)	✎		SCH
1	EA	WIRE HARNESS	CON-6W (IN FRAME)	✎		SCH
1	EA	FOB/CARD READER	BY DIV. 28	✎		
1	EA	DOOR POSITION SWITCH	BY DIV. 28	✎		
1	EA	POWER SUPPLY	BY DIV. 28	✎		
1	EA	ADVANCED LOGIC RELAY	CX-33	 ✎		CAM

## NOTE:

-AUTO OPERATOR AND ELECTRIC LATCH RETRACTION DEVICE TO BE CONNECTED TO FIRE ALARM SYSTEM.

-CONFIRM KEYING REQUIREMENTS WITH OWNER PRIOR ORDERING.

## OPERATIONAL DESCRIPTION:

-DOOR IS NORMALLY CLOSED AND LOCKED.

-PRESENTING VALID CREDENTIAL, OR SCHEDULED UNLOCK (VIA ACCESS CONTROL SYSTEM), ALLOWS MANUAL ACCESS OR USE OF OUTSIDE ACTUATOR(S).

-INSIDE ACTUATOR(S) ALWAYS FUNCTIONAL. PRESSING IT MOMENTARILY UNLOCKS AND CYCLES DOOR OPERATOR.

-ROCKER SWITCH ON AUTO OPERATOR TURNS DEVICE ON/OFF/HOLD OPEN.

-OUTSIDE KEY OVERRIDE AS REQUIRED.











-FREE EGRESS AT ALL TIMES.

Hardware Group No. 22

For use on Door #(s):

203 207

Provide each SGL door(s) with the following:

QTY		DESCRIPTION	CATALOG NUMBER		FINISH	MFR
3	EA	HINGE	5BB1HW 5 X 4.5		652	IVE
1	EA	CLASSROOM DEADBOLT	B663R		626	SCH
1	EA	PUSH PLATE	8200 4" X 16" (CFC/CFT TO SUIT)		630	IVE
1	EA	PULL PLATE	8303 10" 4" X 16" (CFC/CFT TO SUIT)		630	IVE
1	EA	OH STOP	100S ADJ (W/ AUTO OPERATOR)		630	GLY
1	EA	SURF. AUTO OPERATOR	4642 LONG 120 VAC		689	LCN
2	EA	FULL LENGTH TOUCH ACTUATOR	8310-836T		630	LCN
1	EA	KICK PLATE	8400 255MM X B-NH-A X REQ. WIDTH		630	IVE
1	EA	AIR/SMOKE/SOUND SEAL	188SBK PSA X FRAME PERIMETER		BK	ZER
1	EA	DOOR BOTTOM	355AA X DOOR WIDTH		AA	ZER

OPERATIONAL DESCRIPTION:

-DOOR NORMALLY CLOSED AND LOCKED/UNLOCKED.

-INSIDE & OUTSIDE ACTUATORS CYCLE DOOR OPERATOR.

-ROCKER SWITCH ON AUTO OPERATOR TURNS DEVICE ON/OFF/HOLD OPEN. KEEP OFF WHILE LOCKED.






-FREE ACCESS & EGRESS AT ALL TIMES.

Hardware Group No. 23

For use on Door #(s):

119

Provide each SGL door(s) with the following:

QTY		DESCRIPTION	CATALOG NUMBER		FINISH	MFR
3	EA	HINGE	5BB1 5 X 4.5		652	IVE
1	EA	STOREROOM LOCK	ND80RD RHO		626	SCH
1	EA	SURFACE CLOSER	4040XP HCUSH ST-3068		689	LCN
1	EA	KICK PLATE	8400 255MM X REQ. WIDTH		630	IVE
1	EA	AIR/SMOKE/SOUND SEAL	188SBK PSA X FRAME PERIMETER		BK	ZER

Hardware Group No. 24

For use on Door #(s):

BL-01 BL-02 BL-03 BL-04

Provide each BL door(s) with the following:










QTY		DESCRIPTION	CATALOG NUMBER		FINISH	MFR
1	EA	HARDWARE	BY FIRE RATED GLASS DOOR SYSTEM MANUFACTURER			

## Hardware Group No. 25

For use on Door #(s):

S01A                      S03C

Provide each SGL door(s) with the following:

QTY		DESCRIPTION	CATALOG NUMBER		FINISH	MFR
2	EA	HINGE	5BB1HW SH 5 X 4.5 NRP		652	IVE
1	EA	ELECTRIC HINGE	5BB1HW 5 X 4.5 CON TW8	 ⚡	652	IVE
1	EA	ELEC FIRE EXIT HARDWARE	LX-RX-98-L-F-M996-06-FSE-CON	 ⚡	626	VON
1	EA	RIM CYLINDER	20-057 ICX		626	SCH
1	EA	SURFACE CLOSER	4040XP REG		689	LCN
1	EA	KICK PLATE	8400 255MM X B-NH-A X REQ. WIDTH		630	IVE
1	EA	WALL STOP	WS406/407CVX		630	IVE
1	EA	AIR/SMOKE/SOUND SEAL	188SBK PSA X FRAME PERIMETER		BK	ZER
1	EA	DOOR BOTTOM	355AA X DOOR WIDTH		AA	ZER
1	EA	WIRE HARNESS	CON___TO SUIT (IN DOOR)	⚡		SCH
1	EA	WIRE HARNESS	CON-6W (IN FRAME)	⚡		SCH
1	EA	FOB/CARD READER	BY DIV. 28	⚡		
1	EA	DOOR POSITION SWITCH	BY DIV. 28	⚡		
1	EA	POWER SUPPLY	BY DIV. 28	⚡		

## NOTE:

-CONFIRM KEYING REQUIREMENTS WITH OWNER PRIOR ORDERING.

## OPERATIONAL DESCRIPTION:

-DOOR IS NORMALLY CLOSED AND LOCKED.

-PRESENTING VALID CREDENTIAL, OR SCHEDULED UNLOCK (VIA ACCESS CONTROL SYSTEM),  
ALLOWS MANUAL ACCESS.

-OUTSIDE KEY OVERRIDE AS REQUIRED.









-FREE EGRESS AT ALL TIMES.

Hardware Group No. 26

For use on Door #(s):

S02A	S02C	S02D	S02E	S02F	S02G
S02H	S03A				

Provide each SGL door(s) with the following:

QTY		DESCRIPTION	CATALOG NUMBER		FINISH	MFR
2	EA	HINGE	5BB1HW SH 5 X 4.5 NRP		652	IVE
1	EA	ELECTRIC HINGE	5BB1HW 5 X 4.5 CON TW8	 ⚡	652	IVE
1	EA	ELEC FIRE EXIT HARDWARE	LX-RX-98-L-F-M996-06-FSE-CON	 ⚡	626	VON
1	EA	RIM CYLINDER	20-057 ICX		626	SCH
1	EA	SURFACE CLOSER	4040XP CUSH ST-3068		689	LCN
1	EA	KICK PLATE	8400 255MM X B-NH-A X REQ. WIDTH		630	IVE
1	EA	AIR/SMOKE/SOUND SEAL	188SBK PSA X FRAME PERIMETER		BK	ZER
1	EA	DOOR BOTTOM	355AA X DOOR WIDTH		AA	ZER
1	EA	WIRE HARNESS	CON___TO SUIT (IN DOOR)	⚡		SCH
1	EA	WIRE HARNESS	CON-6W (IN FRAME)	⚡		SCH
1	EA	FOB/CARD READER	BY DIV. 28	⚡		
1	EA	DOOR POSITION SWITCH	BY DIV. 28	⚡		
1	EA	POWER SUPPLY	BY DIV. 28	⚡		

NOTE:

-CONFIRM KEYING REQUIREMENTS WITH OWNER PRIOR ORDERING.

OPERATIONAL DESCRIPTION:

-DOOR IS NORMALLY CLOSED AND LOCKED.

-PRESENTING VALID CREDENTIAL, OR SCHEDULED UNLOCK (VIA ACCESS CONTROL SYSTEM), ALLOWS MANUAL ACCESS.

-OUTSIDE KEY OVERRIDE AS REQUIRED.










-FREE EGRESS AT ALL TIMES.

## Hardware Group No. 27

For use on Door #(s):

S02B

Provide each SGL door(s) with the following:

QTY		DESCRIPTION	CATALOG NUMBER		FINISH	MFR
2	EA	HINGE	5BB1HW SH 5 X 4.5 NRP		652	IVE
1	EA	ELECTRIC HINGE	5BB1HW 5 X 4.5 CON TW8	 ✓	652	IVE
1	EA	ELEC PANIC HARDWARE	LX-RX-98-L-M996-06-FSE-CON	 ✓	626	VON
1	EA	RIM CYLINDER	20-057 ICX		626	SCH
1	EA	SURFACE CLOSER	4040XP CUSH ST-3068		689	LCN
1	EA	KICK PLATE	8400 255MM X REQ. WIDTH		630	IVE
1	SET	GASKETING	429AA X FRAME PERIMETER		AA	ZER
1	EA	DOOR SWEEP	39A X DOOR WIDTH		A	ZER
1	EA	THRESHOLD	625A X FRAME WIDTH		A	ZER
1	EA	WIRE HARNESS	CON___TO SUIT (IN DOOR)	✓		SCH
1	EA	WIRE HARNESS	CON-6W (IN FRAME)	✓		SCH
1	EA	FOB/CARD READER	BY DIV. 28	✓		
1	EA	DOOR POSITION SWITCH	BY DIV. 28	✓		
1	EA	POWER SUPPLY	BY DIV. 28	✓		

## NOTE:

- INSTALL DOOR CLOSER SHOE ON #429 AT THE HEAD, LOWER CLOSER INSTALLATION BY 6MM.
- INSTALL EXIT DEVICE STRIKE ON THE #429 AT THE JAMB, SHIFT EXIT DEVICE BACKSET BY 6MM.

## OPERATIONAL DESCRIPTION:

- DOOR IS NORMALLY CLOSED AND LOCKED.
- PRESENTING VALID CREDENTIAL, OR SCHEDULED UNLOCK (VIA ACCESS CONTROL SYSTEM), ALLOWS MANUAL ACCESS.
- OUTSIDE KEY OVERRIDE AS REQUIRED.
- FREE EGRESS AT ALL TIMES.








## Hardware Group No. 28

For use on Door #(s):

S03D

S03E

Provide each SGL door(s) with the following:

QTY		DESCRIPTION	CATALOG NUMBER		FINISH	MFR
3	EA	HINGE	5BB1HW 4.5 X 4		652	IVE
1	EA	FIRE EXIT HARDWARE	98-L-BE-F-06		626	VON
1	EA	SURFACE CLOSER	4040XP REG		689	LCN
1	EA	KICK PLATE	8400 255MM X REQ. WIDTH		630	IVE
1	EA	WALL STOP	WS406/407CVX		630	IVE
1	EA	AIR/SMOKE/SOUND SEAL	188SBK PSA X FRAME PERIMETER		BK	ZER
1	EA	DOOR BOTTOM	355AA X DOOR WIDTH		AA	ZER







Hardware Group No. 29

For use on Door #(s):

222 300

Provide each SGL door(s) with the following:












QTY		DESCRIPTION	CATALOG NUMBER		FINISH	MFR
2	EA	HINGE	5BB1 5 X 4.5		652	IVE
1	EA	STOREROOM LOCK	ND80RD RHO		626	SCH
1	EA	SURFACE CLOSER	4040XP REG		689	LCN
1	EA	AIR/SMOKE/SOUND SEAL	188SBK PSA X FRAME PERIMETER		BK	ZER

Hardware Group No. 30

For use on Door #(s):

118

Provide each SGL door(s) with the following:

QTY		DESCRIPTION	CATALOG NUMBER		FINISH	MFR
3	EA	HINGE	5BB1HW 5 X 4.5		652	IVE
1	EA	CLASSROOM DEADBOLT	B663R		626	SCH
1	EA	PUSH PLATE	8200 4" X 16" (CFC/CFT TO SUIT)		630	IVE
1	EA	PULL PLATE	8303 10" 4" X 16" (CFC/CFT TO SUIT)		630	IVE
1	EA	OH STOP	100S ADJ (W/ AUTO OPERATOR)		630	GLY
1	EA	SURF. AUTO OPERATOR	4642 LONG 120 VAC	 ⚡	689	LCN
2	EA	FULL LENGTH TOUCH ACTUATOR	8310-836T		630	LCN
1	EA	KICK PLATE	8400 255MM X B-NH-A X REQ. WIDTH		630	IVE
1	EA	AIR/SMOKE/SOUND SEAL	188SBK PSA X FRAME PERIMETER		BK	ZER
1	EA	DOOR BOTTOM	355AA X DOOR WIDTH		AA	ZER
1	EA	DOOR CONTACT	679-05_TO SUIT	 ⚡	BLK	SCE
1	EA	BELL / ALARM	BY ELECTRICAL	⚡		

OPERATIONAL DESCRIPTION:

- DOOR NORMALLY CLOSED AND LOCKED/UNLOCKED.
- INSIDE & OUTSIDE ACTUATORS CYCLE DOOR OPERATOR.
- ROCKER SWITCH ON AUTO OPERATOR TURNS DEVICE ON/OFF/HOLD OPEN. KEEP OFF WHILE LOCKED.
- FREE ACCESS & EGRESS AT ALL TIMES.
- DOOR POSITION SWITCH MOMENTARELY ACTIVATES BELL/ALLARM WHEN DOOR IS OPEN.