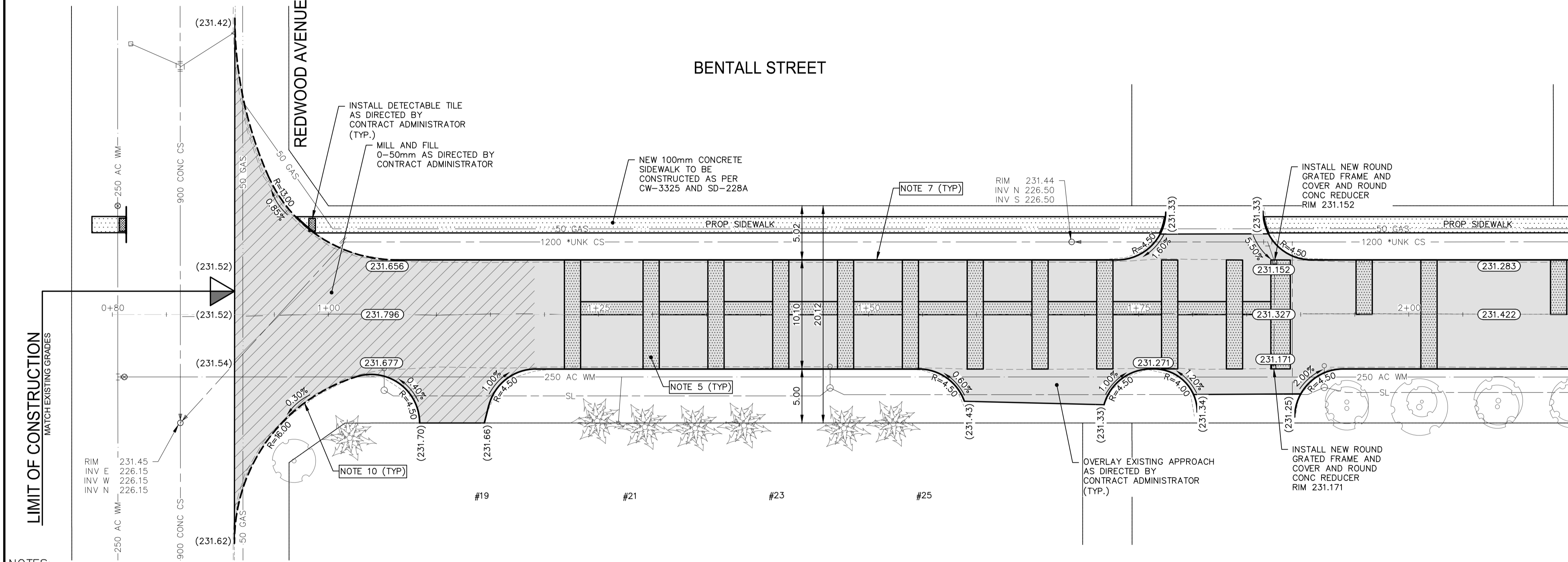
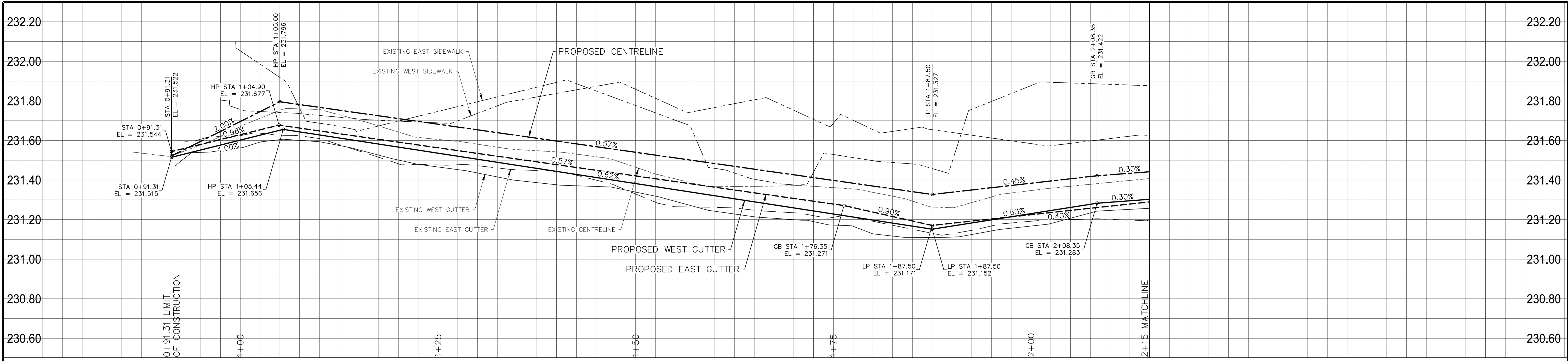


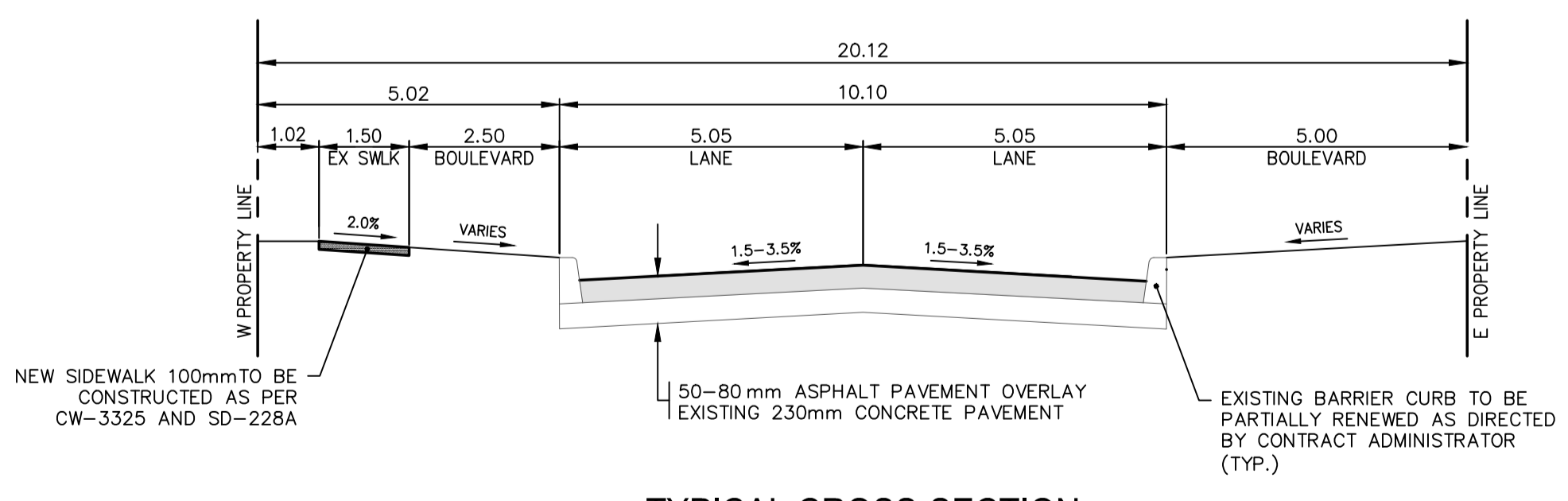
Feb 16, 2023 - 9:30am
 P:\2022\221-07906-00 - 2023 Local Street Renewal\4.11.06_Dwg\03_Work\03_Work_Dwg\C2\221-07906-00_Bentall_ST_Plan&Profile.dwg - tab: 969 - 2022_Drawing_221-07906-00-01-RA



FOR CONTINUATION SEE
 DWG 221-07906-00-02

- NOTES:**
1. ALL WORK AND MATERIALS TO BE IN ACCORDANCE WITH THE LATEST REVISION OF THE CITY OF WINNIPEG STANDARD CONSTRUCTION SPECIFICATIONS.
 2. CONTRACTOR TO CONFIRM THE LOCATION OF ALL UTILITIES/SERVICES IN THE FIELD PRIOR TO CONSTRUCTION.
 3. ALL ROADWAY DIMENSIONS SHOWN ARE TO BACK OF CURB.
 4. EXISTING ASPHALT TO BE PLANED AS SHOWN OR AS DIRECTED BY CONTRACT ADMINISTRATOR
 5. 230mm PARTIAL CONCRETE SLAB PATCHES SHOWN ARE ONLY A REPRESENTATIVE APPROXIMATION OF THE TENDERED QUANTITIES.
 6. EXISTING SIDEWALK TO BE RENEWED AS PER SD-228A AND AS DIRECTED BY CONTRACT ADMINISTRATOR.
 7. PLANE/REMOVE EXISTING CURB AND CONSTRUCT BARRIER CURB (100mm REVEAL) AS PER SD-206A AND AS DIRECTED BY CONTRACT ADMINISTRATOR.
 8. ALL PRIVATE WALKWAYS TO BE ADJUSTED TO NEW SIDEWALK OR TOP OF CURB ELEVATION, AS DIRECTED BY THE CONTRACT ADMINISTRATOR.
 9. PAVEMENT REPAIR FABRIC TO BE INSTALLED AS DIRECT BY CONTRACT ADMINISTRATOR.
 10. MODIFIED BARRIER CURB TO BE CONSTRUCTED AT ALL INTERSECTION RADII AND ALLEY RADII.
 11. CONTRACTORS TO TAKE PRECAUTIONARY STEPS TO PROTECT EXISTING TREES WITHIN THE LIMITS OF CONSTRUCTION FROM DAMAGE FROM CONSTRUCTION ACTIVITIES AS OUTLINED IN THE SPECIFICATIONS.
 12. LAMP STANDARDS, HYDRO POLES, AND ANCHORS THAT REQUIRE TEMPORARY SUPPORT, REMOVAL OR REPLACEMENT, TO BE DONE SO AT THE EXPENSE OF THE CONTRACTOR AS NECESSARY.
 13. ALL BOULEVARDS TO BE SODDED UNLESS OTHERWISE NOTED.
 14. ADJUST ALL WATER VALVES, HYDRANTS, MANHOLES, AND CATCH BASINS IN WORK AREA TO GRADE.

EXISTING	LEGEND-PLAN	PROPOSED	EXISTING	LEGEND-PLAN	PROPOSED	EXISTING	LEGEND-PROFILE	PROPOSED
---	WATER MAIN	---	---	IRON BAR	---	---	---	---
---	LAND DRAINAGE SEWER	---	---	HYDRO POLE & LIGHT STANDARD	---	---	---	---
---	WASTE WATER SEWER	---	---	LIGHT STANDARD OR TRAFFIC SIGNAL	---	---	---	---
---	HYDRO	---	---	HYDRO POLE	---	---	---	---
---	BelIMTS/SHAW/TELUS	---	---	CURB RAMP	---	---	---	---
---	GAS	---	---	DETECTABLE WARNING SURFACE TILE	---	---	---	---
---	SIGNALS	---	---	EDGE OF SIDEWALK	---	---	---	---
---	MANHOLE	---	---	FENCE	---	---	---	---
---	CATCH BASIN	---	---	PROPERTY LINE	---	---	---	---
---	CURB INLET	---	---	EDGE OF ASPHALT	---	---	---	---
---	UTILITIES ADJUSTED	---	---	EDGE OF CONCRETE	---	---	---	---
---	PLUG	---	---	MODIFIED BARRIER CURB	---	---	---	---
---	HYDRANT	---	---	BARRIER CURB	---	---	---	---
---	VALVE	---	---	BARRIER CURB AND GUTTER	---	---	---	---
---	CURB STOP	---	---	CONC SIDEWALK	---	---	---	---
---	GROUND GRADE	---	---	CONCRETE SLAB	---	---	---	---
---	PAVEMENT GRADE	---	---	ASPHALT	---	---	---	---
---	ANCHOR	---	---	MILLED SURFACE	---	---	---	---
---	#111 CIVIC ADDRESS	---	---	PAVEMENT REPAIR FABRIC	---	---	---	---
---	EXISTING	---	---	LEGEND-PLAN	---	---	---	---



LOCATIONS APPROVED UNDERGROUND STRUCTURES

TOH @ SW CORNER OF BENTALL STREET AND REDWOOD AVENUE
 ELEV. 232.989

DESIGNED BY: M.V.
 CHECKED BY: S.S.
 DRAWN BY: S.B.
 APPROVED BY: S.M.

HOR. SCALE: 1:250
 VERTICAL: 1:10

ISSUED FOR TENDER: 17/02/2023
 DATE: SEPTEMBER 2022

NO. REVISIONS: 1

PRELIMINARY
NOT FOR CONSTRUCTION

METRIC
 WHOLE NUMBERS INDICATE MILLIMETRES
 DECIMALIZED NUMBERS INDICATE METRES

ENGINEERS GEOSCIENTISTS MANITOBA
 Certificate of Authorization
 WSP Canada Inc.
 No. 5750

THE CITY OF WINNIPEG
 PUBLIC WORKS DEPARTMENT
 ENGINEERING SERVICES DIVISION

2023 INDUSTRIAL STREET RENEWALS
 BENTALL STREET

MAJOR REHABILITATION
 STA. 0+91.31 TO STA. 2+15

CITY DRAWING NUMBER: ---01
 SHEET: 01 OF 14
 TENDER NO.: 969-2022

CONSULTANT ACAD DWG. NO.: 221-07906-00-01