A1 SIZE – 594mm x 841mm

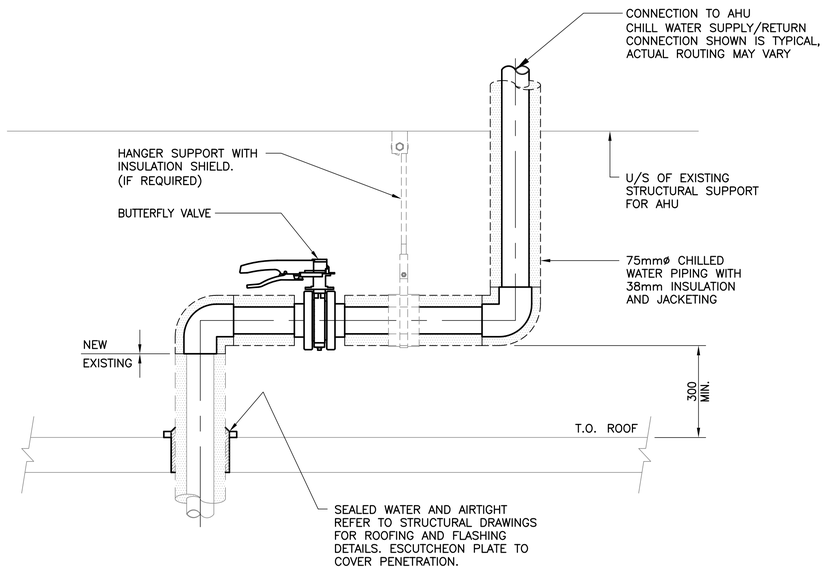

5 DETAIL – CHILLED WATER PIPING SUPPORT & CONNECTION
0650M–M0005 SCALE: N.T.S.

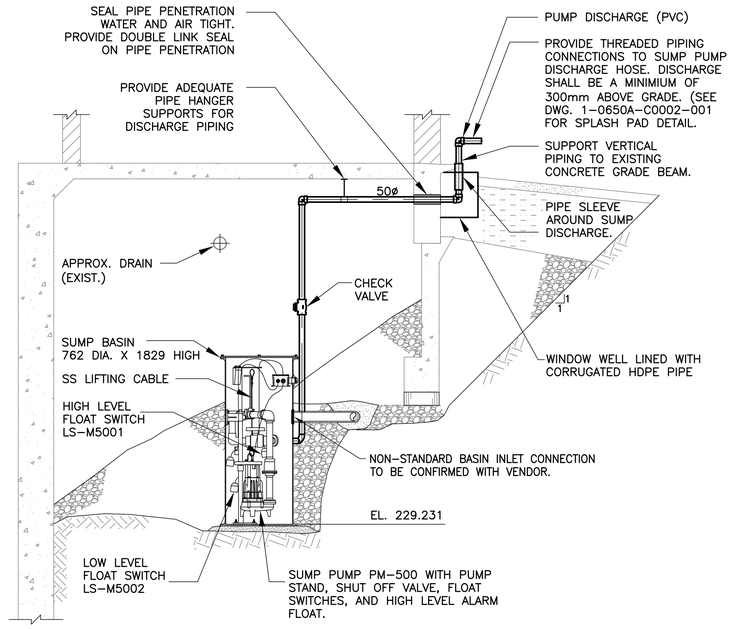

6 DETAIL – SUMP BASIN AND PUMP (SUMP PUMP P–M500)
0650M–M0001 SCALE: N.T.S.

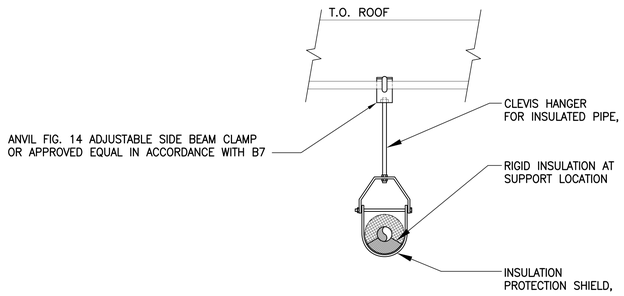

7 DETAIL – DRAIN WATER PIPE HANGER SUPPORT (TYP.)
0650M–M0002 SCALE: N.T.S.

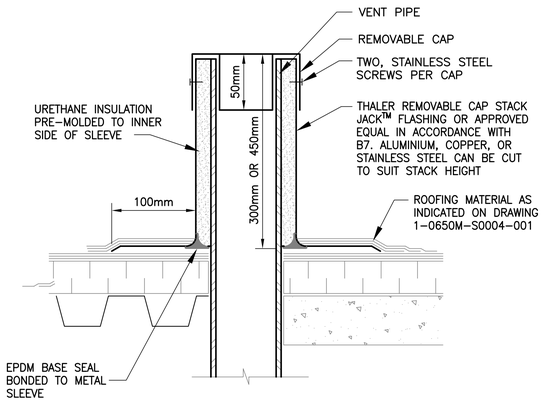

8 DETAIL – TYPICAL ROOF VENT
0650M–M0005 SCALE: N.T.S.

NO.	DRAWING NUMBER	REFERENCE DRAWING TITLE
10	–	–
9	–	–
8	–	–
7	1–0650M–M0006–001	MECHANICAL – PUMP STATION – DETAILS 1 OF 2
6	1–0650M–M0005–001	MECHANICAL – PUMP STATION ROOF – HVAC PLAN – NEW
5	1–0650M–M0002–001	MECHANICAL – PUMP STATION MEZZANINE – PLUMBING PLAN
4	1–0650M–M0001–001	MECHANICAL – PUMP STATION PUMP FLOOR – PLUMBING PLAN
3	1–0650M–S0004–001	STRUCTURAL – ROOFING – SECTION & DETAILS
2	1–0650M–S0002–001	STRUCTURAL – ROOFING – DEMOLITION
1	1–0650A–D0001–001	COVER SHEET

REFERENCE DRAWINGS

ENGINEERS GEOSCIENTISTS MANITOBA
Certificate of Authorization
KGS Group
No. 245

B.M. –
ELEV. –

NO.	REVISIONS	DATE	DESIGN	CHECK
0	ISSUED FOR CONSTRUCTION	2020/06/18	CPH	RCC

KGS GROUP

DESIGNED BY: C. HOLBROOK
CHECKED BY: R. CHEN
DRAWN BY: J.F. SESE
APPROVED BY: C. HOLBROOK
SCALE: AS NOTED
ISSUED FOR CONSTRUCTION BY:
DATE: 2020–06–18
DATE:
CONSULTANT NO.: 19–0107–005_M21

ENGINEER'S SEAL
PROVINCE OF MANITOBA
C.P. HOLBROOK
Member 43309
2020-06-19
REGISTERED PROFESSIONAL ENGINEER

Winnipeg
THE CITY OF WINNIPEG
WATER AND WASTE DEPARTMENT

HURST PUMPING STATION
STRUCTURAL REPAIRS AND DRAINAGE BUILDING UPGRADES
MECHANICAL
PUMP STATION
DETAILS (2 OF 2)

CITY DRAWING NUMBER	SHEET	REV.	SIZE
1–0650M–M0006	002	0	A1

FileName: P:\Projects\2019\19-0107-005\Dwg\Mech\19-0107-005_M21.dwg – Tab: M21 Plotted By: DDeroche 06/19/2020 [Fri 2:40pm]