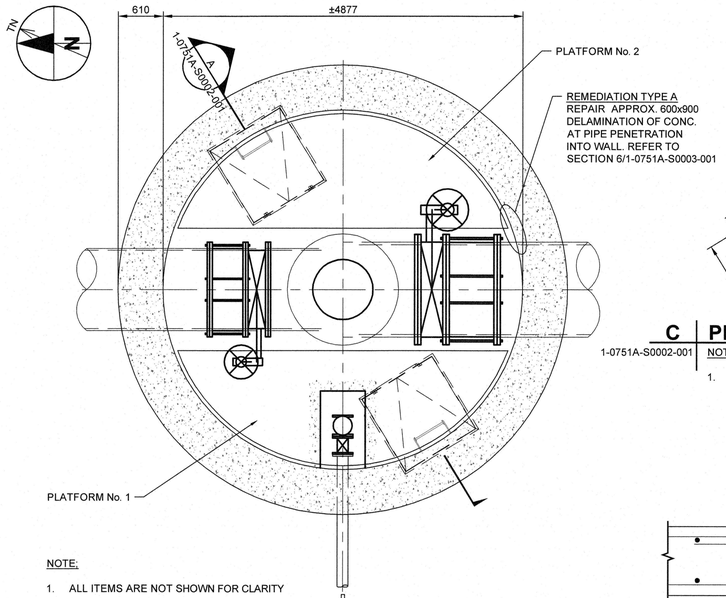

NOTE:

1. ALL ITEMS ARE NOT SHOWN FOR CLARITY

1 | PLAN - NEW

1-0751A-S0002-001 — 0 1000 2000 mm — 1:40

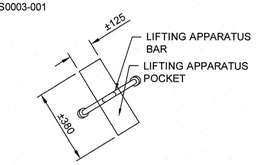

C | PLAN LIFTING APPARATUS

1-0751A-S0002-001 — N.T.S.

NOTE:

1. COVER PLATE NOT SHOWN FOR CLARITY

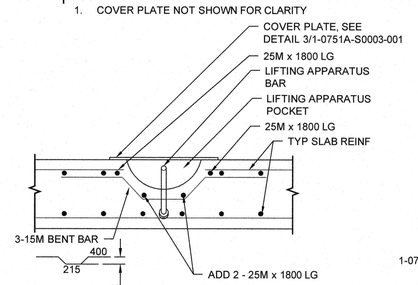

D | SECTION

1-0751A-S0002-001 — N.T.S.

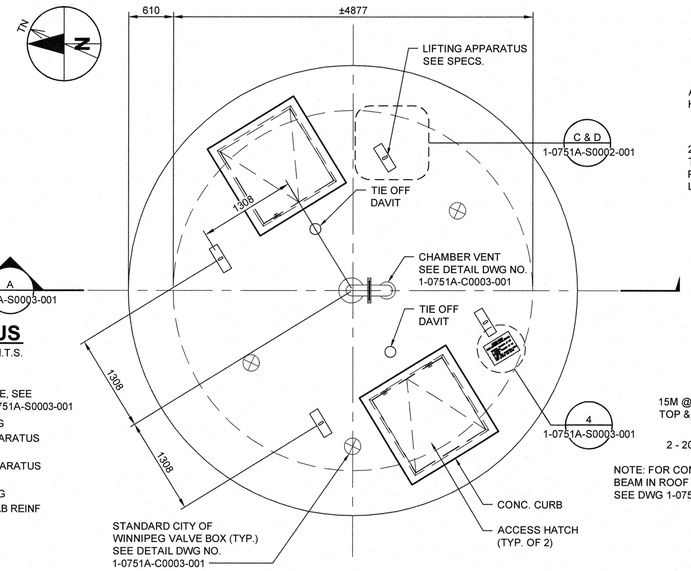

2 | FORMING ROOF PLAN

1-0751A-S0002-001 — 0 1000 2000 mm — 1:40

DESIGN L.L.: 14.4 kN/M²

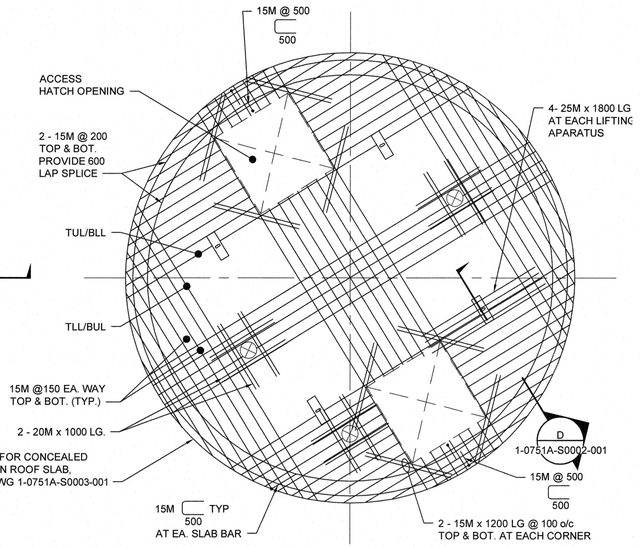

3 | ROOF SLAB REINFORCING PLAN

1-0751A-S0002-001 — 0 1000 2000 mm — 1:40

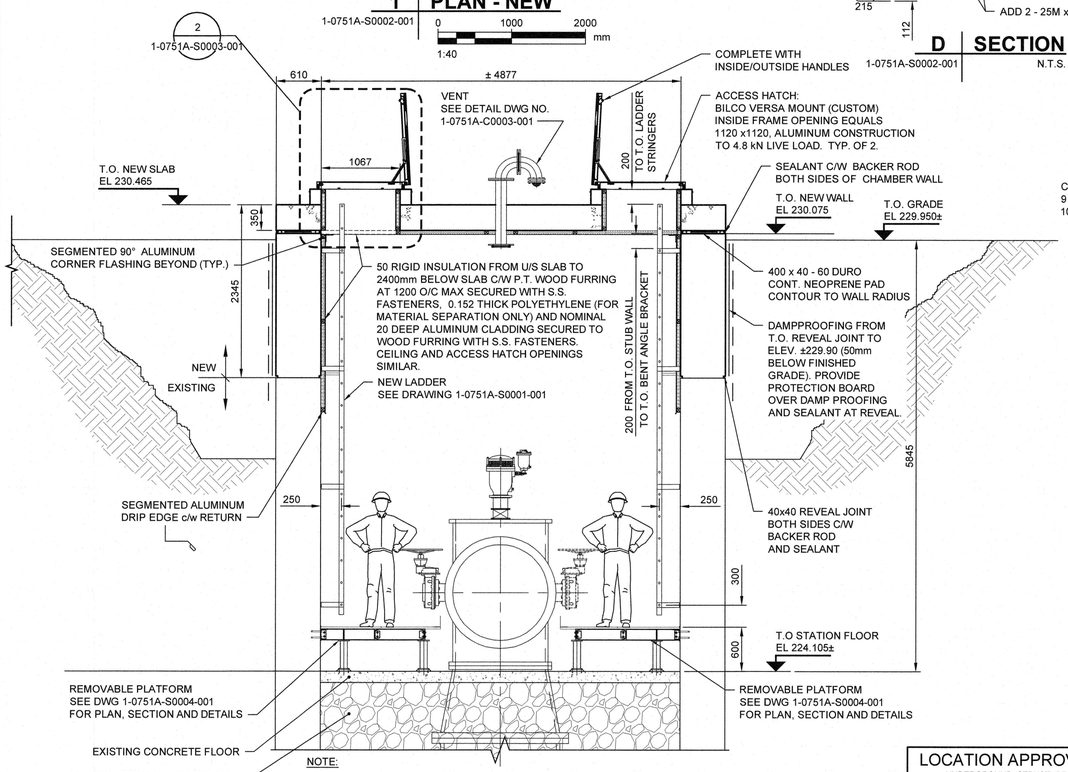

NOTE:

1. BILCO LADDER UP SAFETY POST NOT SHOWN FOR CLARITY.

A | SECTION - NEW

1-0751A-S0002-001 — 0 1000 2000 mm — 1:40

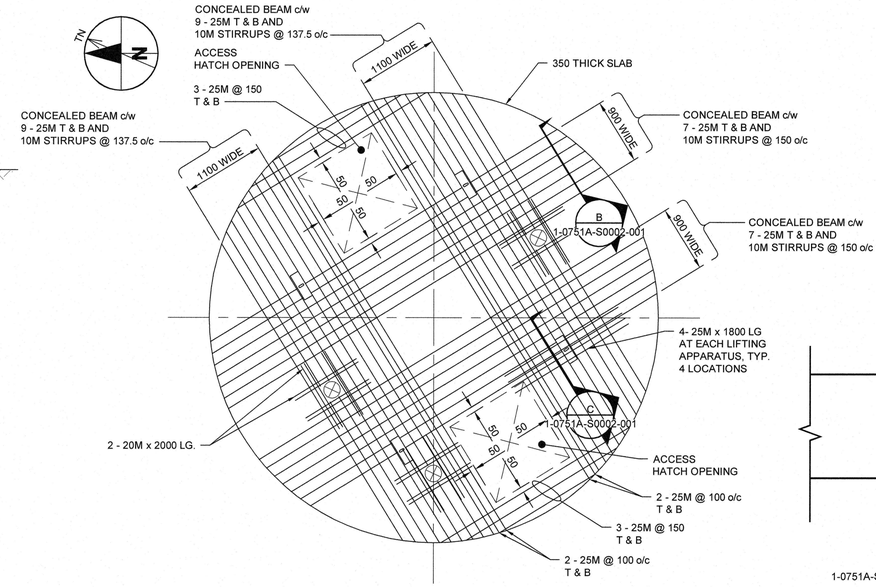

4 | ROOF SLAB CONCEALED BEAM

1-0751A-S0002-001 — 0 1000 2000 mm — 1:40

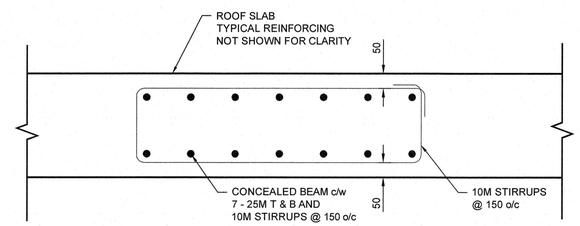

B | CONCEALED BEAM SECTION

1-0751A-S0002-001 — 900 WIDE CONCEALED BEAM
1100 WIDE CONCEALED BEAM SIMILAR

0 250 500 mm — 1:10

BID OPPORTUNITY NO. 805-2016

LOCATION APPROVED
UNDERGROUND STRUCTURES

SUPR. U/G STRUCTURES COMMITTEE — DATE

NOTE:
LOCATION OF UNDERGROUND STRUCTURES AS SHOWN ARE BASED ON THE BEST INFORMATION AVAILABLE. BUT NO GUARANTEE IS GIVEN THAT ALL EXISTING UTILITIES ARE SHOWN OR THAT THE GIVEN LOCATIONS ARE EXACT. CONFIRMATION OF EXISTENCE AND EXACT LOCATION OF ALL SERVICES MUST BE OBTAINED FROM THE INDIVIDUAL UTILITIES BEFORE PROCEEDING WITH CONSTRUCTION.

APEGM
Certificate of Authorization
AECOM Canada Ltd.
No. 4671 Date: 2016/10/13

NO.	REVISIONS	YY/MM/DD	BY
0	ISSUED FOR CONSTRUCTION	16/10/13	DRL

AECOM

DESIGNED BY	ARA	CHECKED BY	GGP
DRAWN BY	DRL	APPROVED BY	
HOR. SCALE	AS NOTED	RELEASED FOR CONSTRUCTION	Oct 13/2016
VERT. SCALE	N/A	DATE	

PROFESSIONAL'S SEAL
PROVINCE OF MANITOBA
M. M. HOQUE
2016/10/13
MEMBER 30114
REGISTERED PROFESSIONAL ENGINEER

CONSULTANT DRAWING NO.
60506849-SHT-30-0000-S-3002

Winnipeg

THE CITY OF WINNIPEG
WATER AND WASTE DEPARTMENT

BRANCH I AQUEDUCT
EAST TUNNEL SHAFT UPGRADES

STRUCTURAL
NEW WORK, ROOF & CONCEALED BEAM
PLANS & SECTIONS

SHEET 6 OF 8
CITY DRAWING NUMBER
REV
1-0751A-S0002-001 0

D SIZE 22" x 34" (559mm x 864mm)
PLOT: 16/10/13 10:20:10 AM
AECOM FILE NAME: 60506849-SHT-30-0000-S-3002.dwg Saved By: landersd
AECOM REVIEW | DRFT CHK