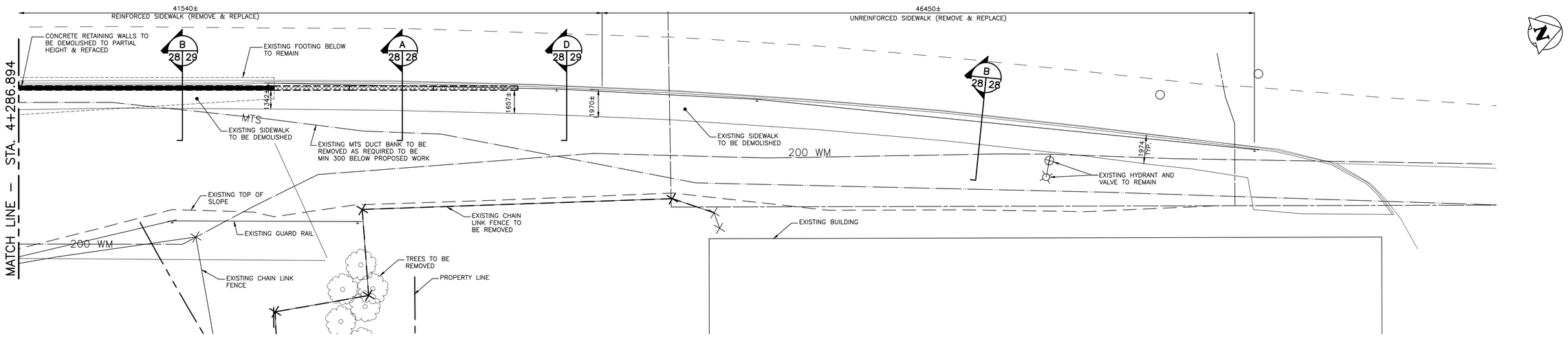

EAST SIDE RETAINING WALL PLAN – NORTH OF MATCH LINE
1:150

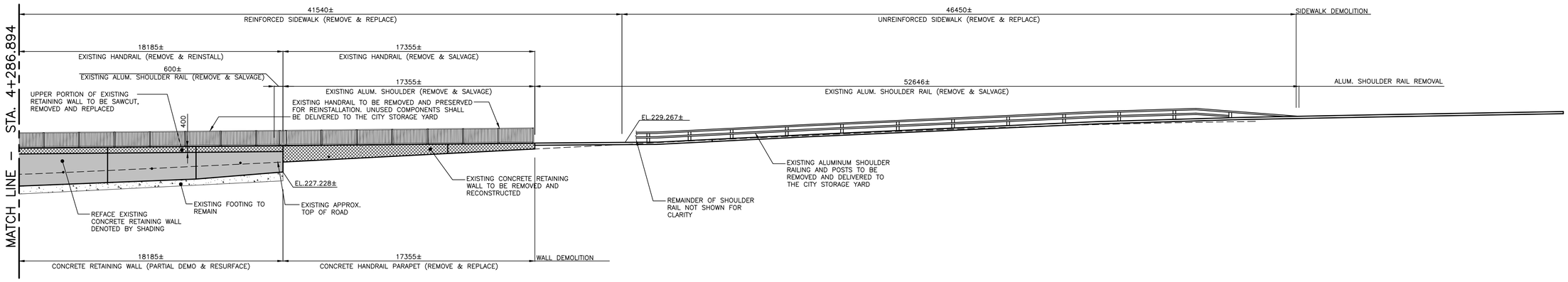

EAST SIDE RETAINING WALL ELEVATION – NORTH OF MATCH LINE
1:150

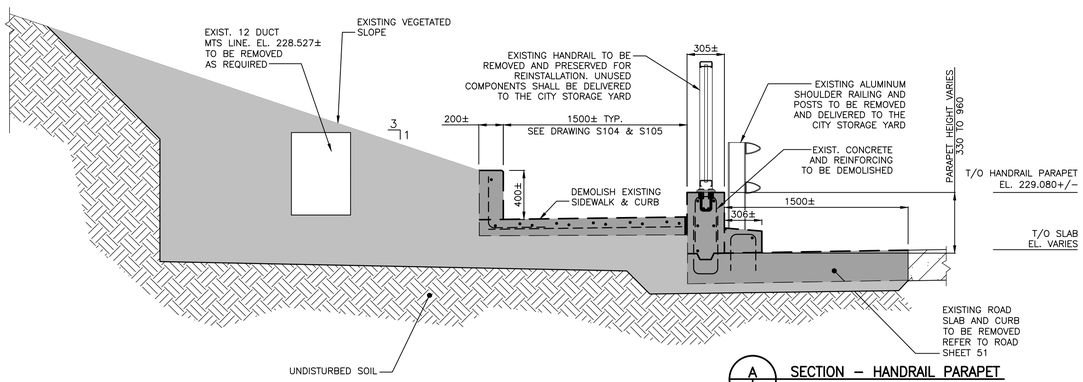

A 28 28 SECTION – HANDRAIL PARAPET
1:25

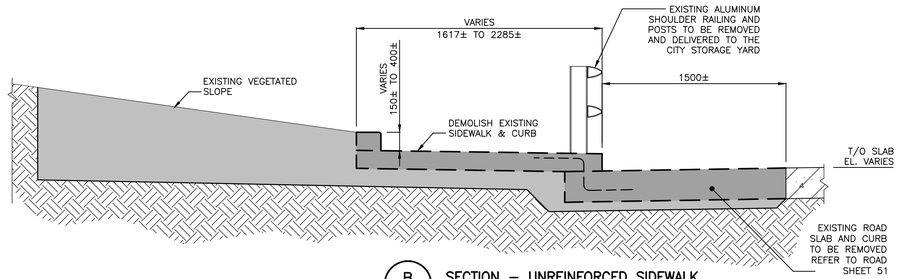

B 28 28 SECTION – UNREINFORCED SIDEWALK
1:25

LEGEND:

- EXISTING CONCRETE TO REMAIN
- EXISTING CONCRETE RETAINING WALL TO BE RESURFACED
- EXISTING CONCRETE RETAINING WALL TO BE REMOVED & RECONSTRUCTED

NOTES:

1. REFER TO DRAWING S102 FOR GENERAL NOTES.

150 WM	WATERMAIN	150 WM		HYDRO		150 WM	WATERMAIN	150 WM
	HYDRANT			M.T.S.			HYDRANT, VALVE	
	VALVE			CONCRETE		300 LDS	LAND DRAINAGE SEWER	300 LDS
300 LDS	LAND DRAINAGE SEWER	300 LDS		MILL AND FILL OVERLAY		250 WWS	WASTE WATER SEWER	250 WWS
250 WWS	WASTE WATER SEWER	250 WWS		CONCRETE SIDEWALK			℄ PROFILE	
	MANHOLE		BH17	BOREHOLE			NORTH OR WEST GUTTER	
	CATCH BASIN/CATCH PIT			SEEDING			SOUTH OR EAST GUTTER	
	CURB INLET			PROPERTY LINE			NORTH OR WEST R.	
	CURB RENEWAL			SURVEY BAR			SOUTH OR EAST R.	
	GRAVEL		(31.334)	ELEVATION	(2.23)		NORTH OR WEST DITCH	
	GAS			SIDEWALK DETECTABLE			SOUTH OR EAST DITCH	
EXISTING	LEGEND–PLAN	PROPOSED	EXISTING	LEGEND–PLAN	PROPOSED	EXISTING	LEGEND–PROFILE	PROPOSED

LOCATION APPROVED
UNDERGROUND STRUCTURES

SUPV. U/G STRUCTURES COMMITTEE DATE

NOTE:
LOCATION OF UNDERGROUND STRUCTURES AS SHOWN ARE BASED ON THE BEST INFORMATION AVAILABLE BUT NO GUARANTEE IS GIVEN THAT ALL EXISTING UTILITIES ARE SHOWN OR THAT THE GIVEN LOCATIONS ARE EXACT. CONFIRMATION OF EXISTENCE AND EXACT LOCATION OF ALL SERVICES MUST BE OBTAINED FROM THE INDIVIDUAL UTILITIES BEFORE PROCEEDING WITH CONSTRUCTION.

B.M. ELEV.

NO.	REVISIONS	DATE	BY
0	ISSUED FOR TENDER	16.07.04	K.S.A.

Stantec
500 - 311 Portage Avenue, Winnipeg MB Canada
www.stantec.com

DESIGNED BY	S.Y.	CHECKED BY	K.S.A.
DRAWN BY	T.B.C.	APPROVED BY	B.J.W.
HOR. SCALE: VERTICAL:	AS NOTED	RELEASED FOR CONSTRUCTION:	
DATE	2016.07.04	DATE	

ENGINEER'S SEAL

CONSULTANT DRAWING NO. S-112

Winnipeg
THE CITY OF WINNIPEG
PUBLIC WORKS DEPARTMENT
ENGINEERING DIVISION

2016 REGIONAL STREET PROGRAM
ARCHIBALD STREET
UNDERPASS REHABILITATION
EAST RETAINING WALL DEMO PLAN (2 OF 2)

SHEET 28 OF 62
CAD FILE DRAWING NUMBER 06880s–111–884.dwg
CITY DRAWING NUMBER U205-16-28

V:\1137_active\11370680\0300_drawing\0302_sheet_files\03_structural\06880s-111-884.dwg
2016/07/05 4:07 PM, By: Beernaerts, James

28/884