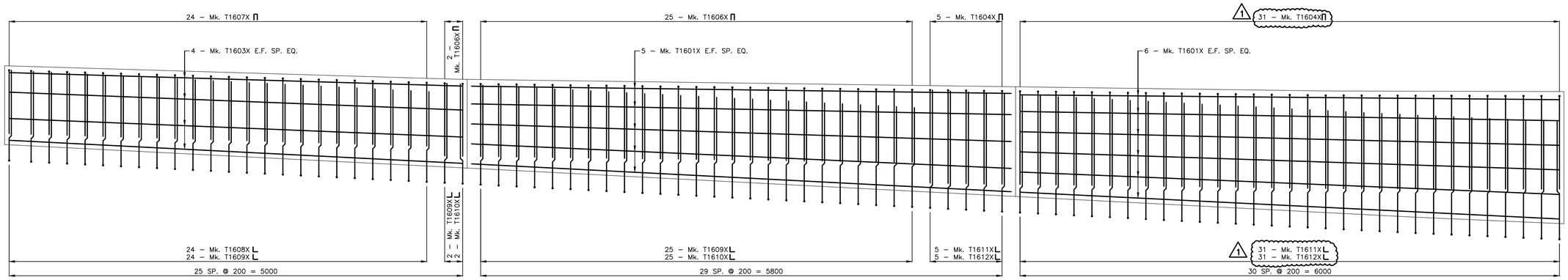

SOUTH WEST PARAPET WALL REINFORCING
1:25

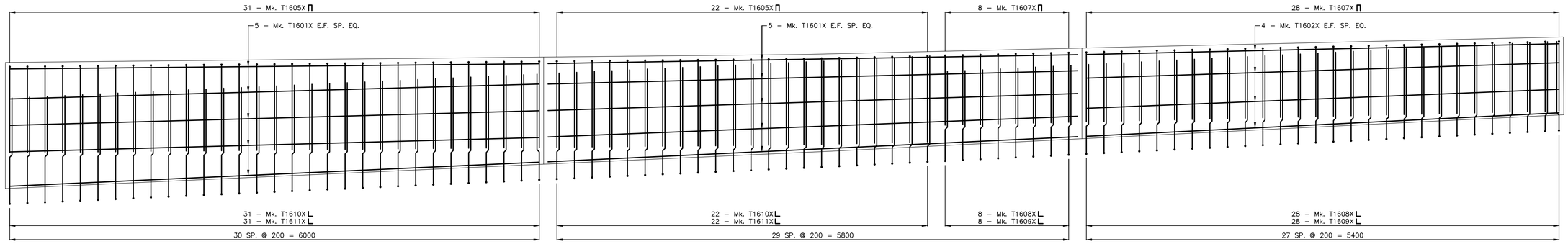

NORTH WEST PARAPET WALL REINFORCING
1:25

BILL OF REINFORCING STEEL

NORTH & SOUTH WEST PARAPET WALLS

STRAIGHT BARS				BENT BARS							
MARK	QTY.	LENGTH (mm)	MASS (kg)	MARK	QTY.	TYPE	A	B	C	LENGTH (mm)	MASS (kg)
T1601X	42	6000	392.1	T1604X	36	B	155	1085	1085	2325	130.2
T1602X	8	5350	66.6	T1605X	53	B	155	975	975	2105	173.6
T1603X	8	5050	62.9	T1606X	27	B	155	880	880	1915	80.5
				T1607X	60	B	155	785	785	1725	161.0
				T1608X	60	A	400	915		1315	122.8
				T1609X	87	A	400	1005		1405	190.2
				T1610X	80	A	400	1105		1505	187.3
				T1611X	89	A	400	1205		1605	222.3
				T1612X	36	A	400	1305		1705	95.5

TOTAL MASS OF MMFX STEEL REINFORCING = 1885.0 kg

BAR TYPES

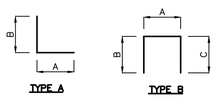

TYPE A TYPE B

NOTE:

1. All dimensions given in bending diagram are out to out, except raddii. radii are inside dimensions. all reinforcing steel bends and hooks shall conform to clause 6.6.2 of C.S.A. A23.1–04, unless noted otherwise in the BILL OF REINFORCING STEEL.
2. All reinforcing steel shall be deformed steel, unless noted otherwise in the BILL OF REINFORCING STEEL.
3. Like bars shall be bundled, securely tied and identified as to mark and site no. by appropriate means. all other items to be identified in a similar fashion.
4. Unless otherwise noted, pin diameters shall be similar at all bends and hooks of a bar in accordance with the following detail:

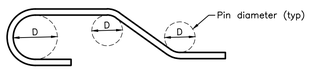

LOCATION APPROVED
UNDERGROUND STRUCTURES

SUPV. U/G STRUCTURES COMMITTEE DATE

NOTE:
LOCATION OF UNDERGROUND STRUCTURES AS SHOWN ARE BASED ON THE BEST INFORMATION AVAILABLE BUT NO GUARANTEE IS GIVEN THAT ALL EXISTING UTILITIES ARE SHOWN OR THAT THE GIVEN LOCATIONS ARE EXACT. CONFIRMATION OF EXISTENCE AND EXACT LOCATION OF ALL SERVICES MUST BE OBTAINED FROM THE INDIVIDUAL UTILITIES BEFORE PROCEEDING WITH CONSTRUCTION.

B.M.
ELEV.

NO.	REVISIONS	DATE	BY
1	ISSUED FOR ADDENDUM No.1	16.07.13	K.S.A.
0	ISSUED FOR TENDER	16.07.04	K.S.A.

Stantec
500 - 311 Portage Avenue, Winnipeg MB Canada
www.stantec.com

DESIGNED BY	S.Y.	CHECKED BY	K.S.A.
DRAWN BY	T.B.C.	APPROVED BY	B.W.
HOR. SCALE: VERTICAL:	AS SHOWN	RELEASED FOR CONSTRUCTION:	
DATE	2016.05.06	DATE	

ENGINEER'S SEAL

CONSULTANT DRAWING NO.
S-139

Winnipeg
THE CITY OF WINNIPEG
PUBLIC WORKS DEPARTMENT
ENGINEERING DIVISION

2016 REGIONAL STREET PROGRAM
ARCHIBALD STREET
UNDERPASS REHABILITATION
WEST PARAPET REINFORCING DETAILS

SHEET 55 OF 62
CAD FILE DRAWING NUMBER 06880s–139–884.dwg
CITY DRAWING NUMBER U205-16-55

V:\1137-active\113706880\0300_drawing\0302_sheet_files\03_structural\06880s-139-884.dwg
2016/07/13 10:24 AM By: Beermoerts, James

##/884