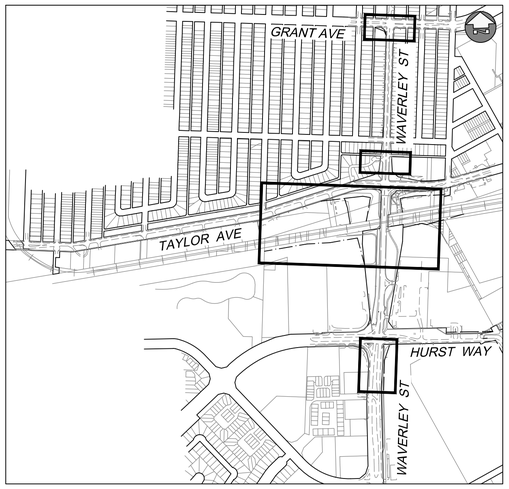

KEY PLAN

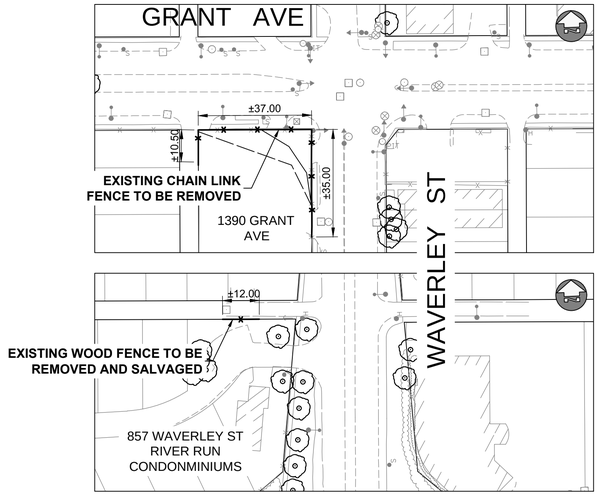

LEGEND

EXISTING FENCE TO BE REMOVED

NOTE:

1. REFER TO WRITTEN SPECIFICATIONS REGARDING SEQUENCING OF FENCE REMOVALS.
2. APPROVAL BY CONTRACT ADMINISTRATOR IS REQUIRED PRIOR TO REMOVAL OF FENCES.

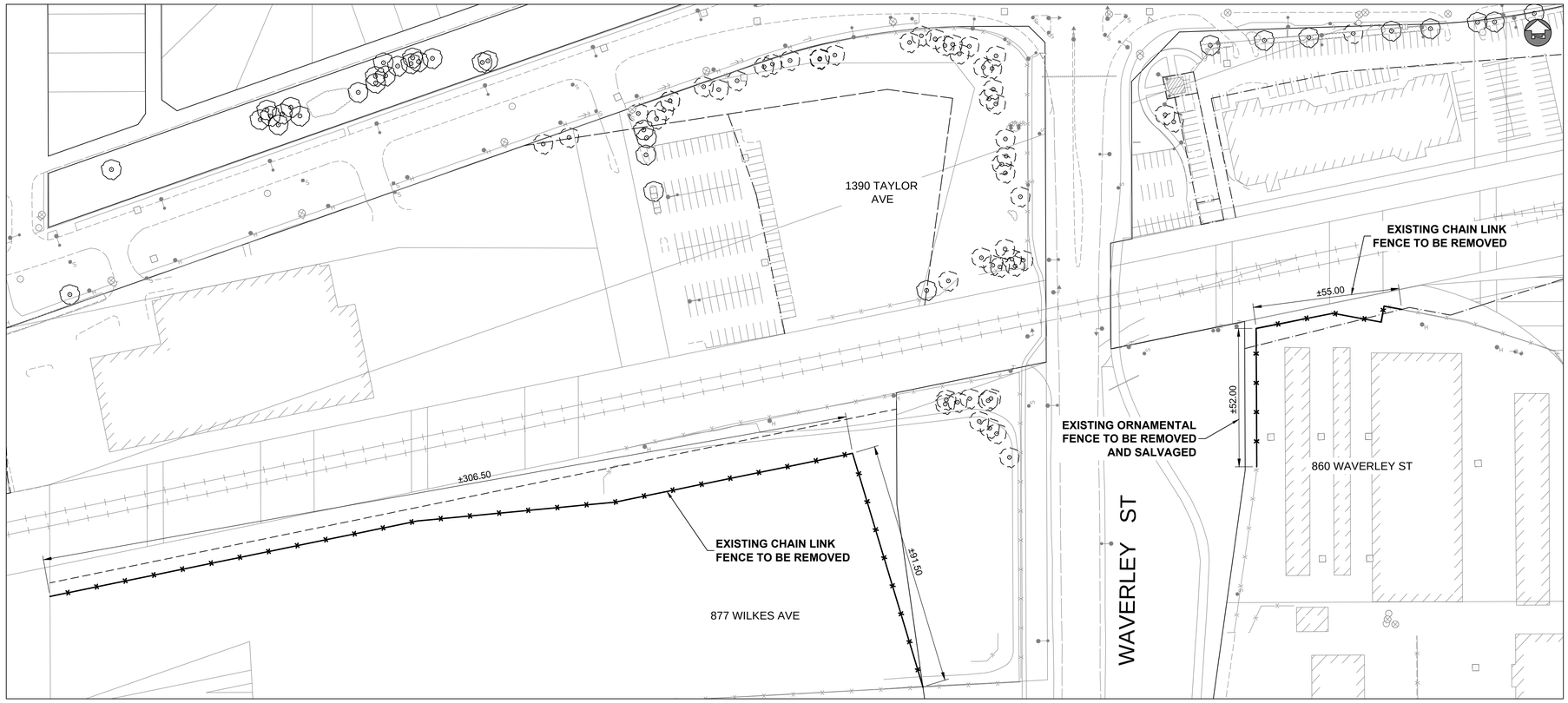

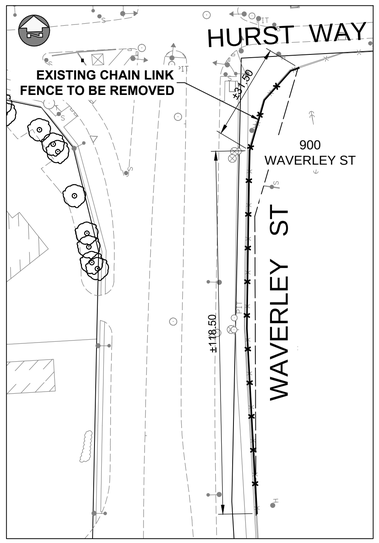

WARNING

IF POWER EQUIPMENT OR EXPLOSIVES ARE TO BE USED FOR EXCAVATION ON THIS PROJECT THE CONTRACTOR MUST:

1. NOTIFY THE GAS COMPANY OF THE PROPOSED LOCATION OF EXCAVATION.
2. TAKE PRECAUTION TO AVOID DAMAGE TO GAS COMPANY INSTALLATIONS SEE PROVINCIAL REGULATION 210/72 FOR DETAILS.
3. OBTAIN EXCAVATION PERMITS PRIOR TO CONSTRUCTION.

METRIC

WHOLE NUMBERS INDICATE MILLIMETRES
DECIMALIZED NUMBERS INDICATE METRES

APEGM
Certificate of Authorization
UMA Engineering Ltd. (MB)
No. 256 Date: 17/01/09

EXISTING	LEGEND-PLAN	PROPOSED	EXISTING	LEGEND-PLAN	PROPOSED	EXISTING	LEGEND-PROFILE	PROPOSED
150 WM	WATERMAIN	150 WM		CONCRETE				
	HYDRANT			ASPHALT				
	VALVE			SIDEWALK				
	MANHOLE			PAVING STONES				
	CATCH BASIN			PROPERTY LINE				
	CURB INLET			DRAINAGE ARROW				
300 LDS	LAND DRAINAGE SEWER	300 LDS		CURB RAMP				
250 WWS	WASTE WATER SEWER	250 WWS		CULVERT				
HYDRO	HYDRO	HYDRO						
MTS	M.T.S.	MTS						
100 GAS	GAS	100 GAS						

UNDERGROUND STRUCTURES

SUPV. U/G STRUCTURES DATE

LOCATION OF UNDERGROUND STRUCTURES AS SHOWN ARE BASED ON THE BEST INFORMATION AVAILABLE, BUT NO GUARANTEE IS GIVEN THAT ALL EXISTING UTILITIES ARE SHOWN OR THAT THE GIVEN LOCATIONS ARE EXACT. CONFIRMATION OF EXISTENCE AND EXACT LOCATION OF ALL SERVICES MUST BE OBTAINED FROM THE INDIVIDUAL UTILITIES BEFORE PROCEEDING WITH CONSTRUCTION.

B.M. ELEV.

NO.	REVISIONS	DATE	BY
0	ISSUED FOR TENDER	17/01/09	LJV

AECOM

DESIGNED BY	LJV	CHECKED BY	
DRAWN BY	LJV	APPROVED BY	
HOR. SCALE	1:1000	RELEASED FOR CONSTRUCTION	
VERTICAL	NA		
DATE		DATE	

ENGINEER'S SEAL
the manitoba association of landscape architects
L. JOY VIBERG
member no. 125

CONSULTANT PROJECT NUMBER
60321148

Winnipeg

THE CITY OF WINNIPEG
PUBLIC WORKS DEPARTMENT

WAVERLEY STREET UNDERPASS AT CN MILE 3.89 RIVERS SUB
CONTRACT 2: UNDERPASS STRUCTURE, RAILWORKS, ROADWORKS, LAND DRAINAGE SEWER, PUMPING STATION AND LANDSCAPING WORKS

FENCE REMOVAL PLAN

CITY DRAWING NUMBER: U-239-2016-C2-LS-002
SHEET 002 OF 021
CONSULTANT DRAWING NUMBER: C2-LS-002

P:\60321148\900-Work\910-CAD\20-SHEETS\L\163353-C2-CON-LS-RMVL.dwg