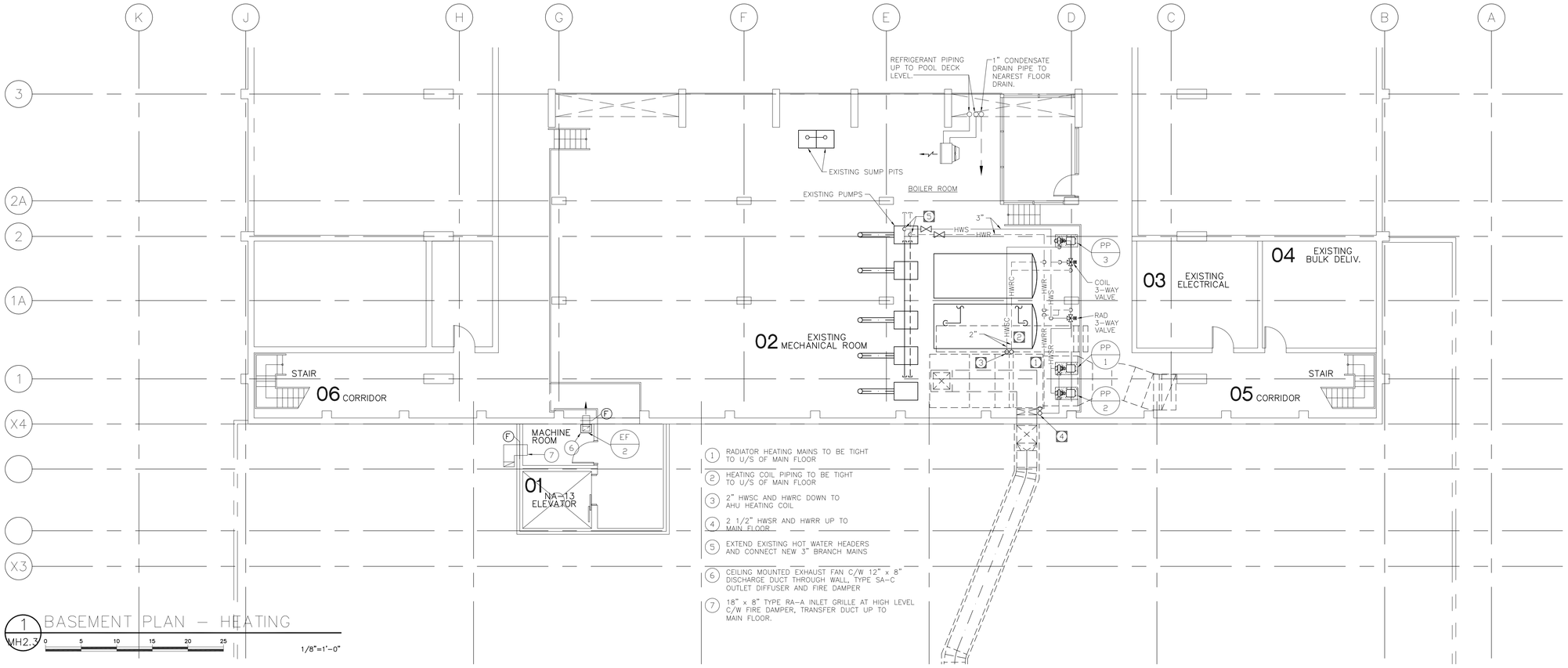

1 MH2.3 BASEMENT PLAN – HEATING

0 5 10 15 20 25

1/8"=1'-0"

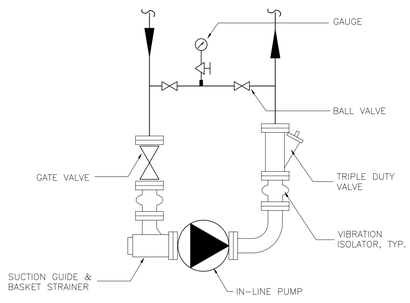

NOTE: PUMP TO BE SUPPORTED BY PIPE HANGERS, BRACKETS OR STAND

2 MH2.3 INLINE PUMP DETAIL

N.T.S.

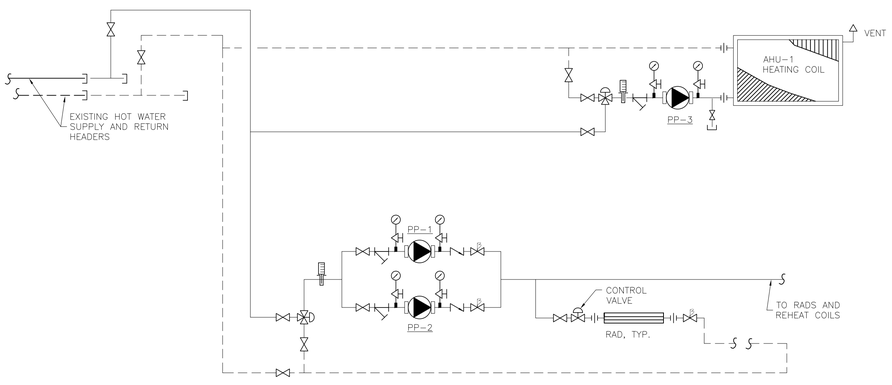

3 MH2.3 HEATING PIPING SCHEMATIC

N.T.S.

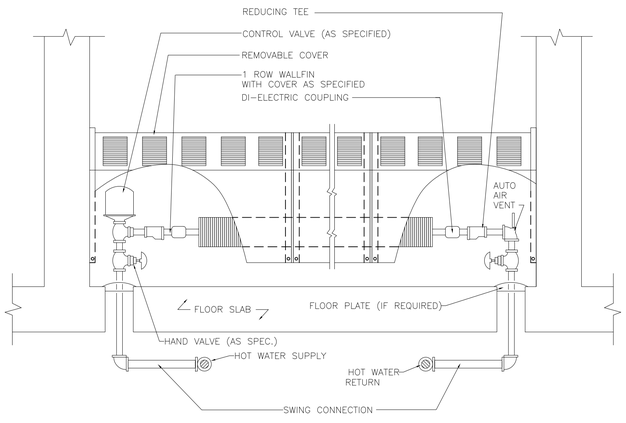

4 MH2.3 WALFIN DETAIL

N.T.S.

No.	Description	Date (d/m/y)	Drawn	Checked

Revisions/Issuance (Read Up)

	Initialed By
Designed By	JH
Drawn By	RwG
Checked By	RwG, JH
Approved By	GC

PROVINCE OF MANITOBA
G.H. CURRIE
REGISTERED PROFESSIONAL ENGINEER

Man·Shield CONSTRUCTION INC.
205-698 CORYDON AVE
WINNIPEG, MANITOBA
R3M 0X9
(204) 475-4304

Smith Carter Architects and Engineers Incorporated
1601 Buffalo Place
Winnipeg, Manitoba
Canada, R3T 3K7
Tel. (204) 477-1260
Fax. (204) 477-6346

Smith Carter
Architects
Engineers
Planners
Interior Designers

ADDITIONS AND RENOVATIONS TO THE PAN-AM POOL
WINNIPEG MANITOBA

Sheet Title
MECHANICAL ROOM, DETAILS AND SCHEMATICS

Scales	Date
AS NOTED	DEC. 4, 1997

File Number	Sheet Number
97126	MH2.3