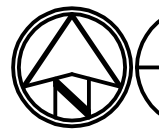
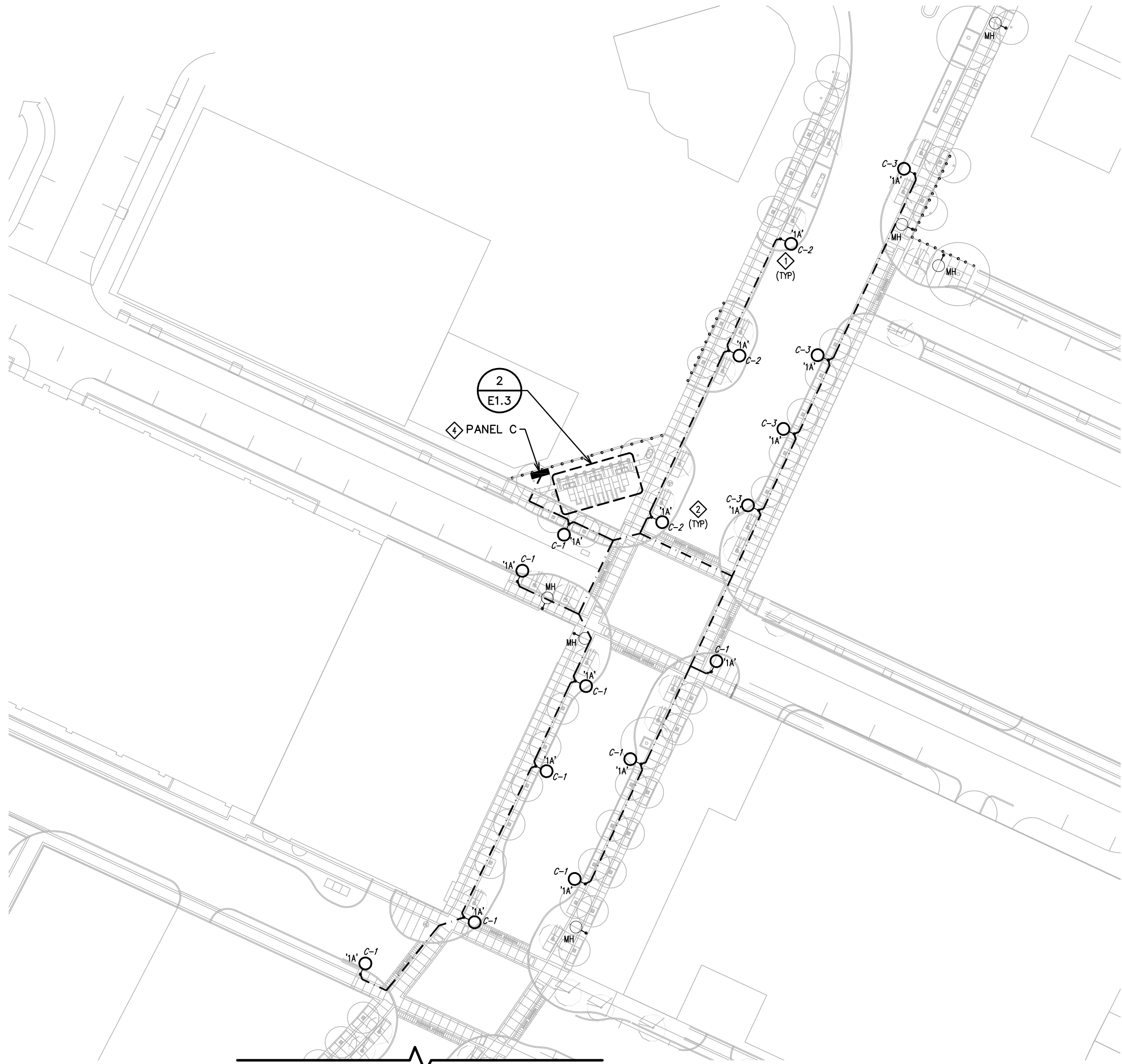

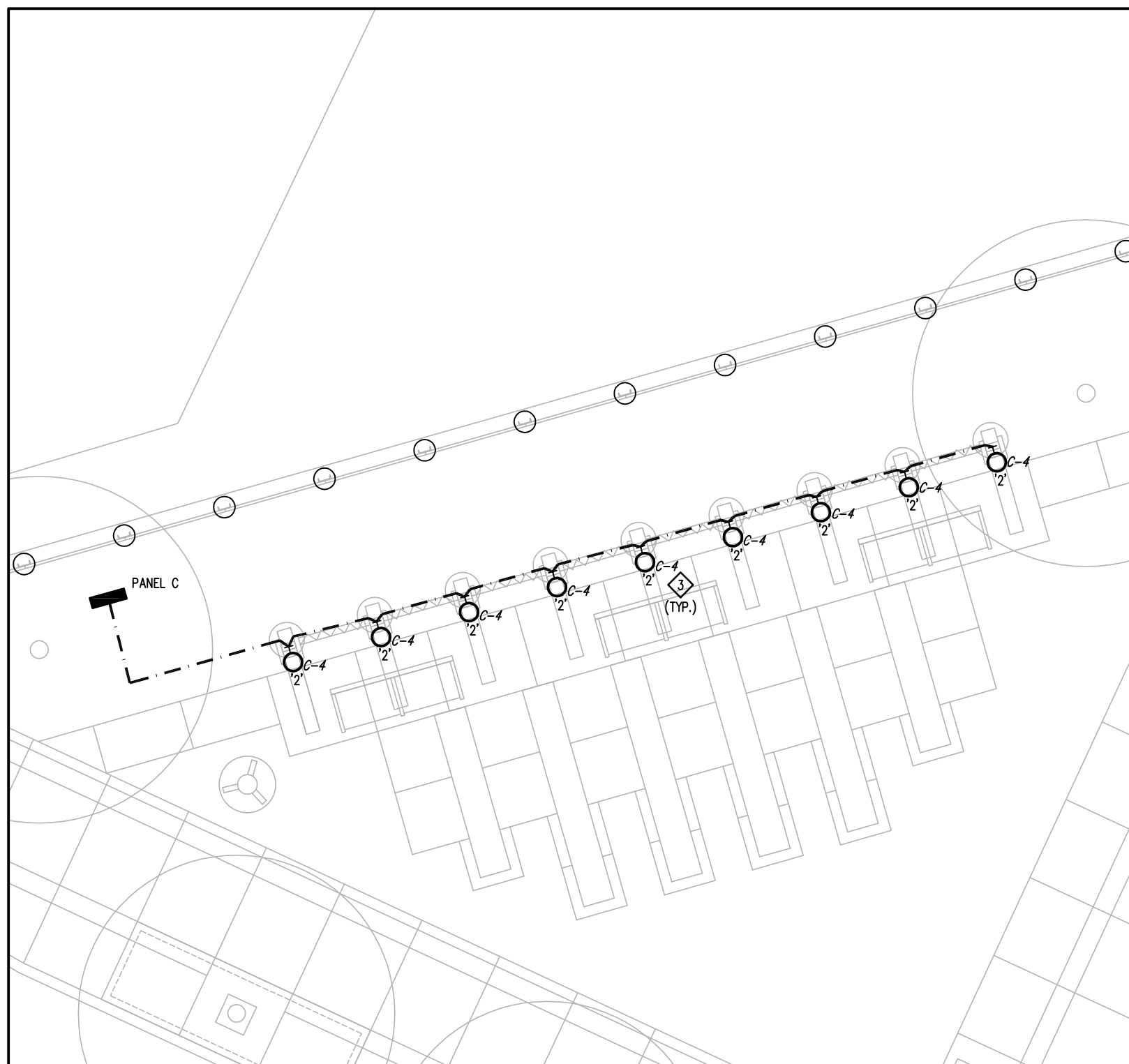


May 24, 2016 - 5:00pm  
H:\0300\03031\03\_00 Drawings\ELC\03031-03\_E1.3.dwg -03\_E1.3



1  
E1.3

LILY ST. - PACIFIC AVE. TO GALT AVE. - ELECTRICAL LAYOUT  
SCALE: 1:500



2  
E1.3

LILY ST. - PACIFIC AVE. TO GALT AVE. - TRELLIS LIGHTING LAYOUT  
SCALE: 1:75

#### GENERAL NOTES:

1. VERIFY LOCATIONS OF UTILITIES AND PROTECT ALL ELECTRICAL EQUIPMENT AGAINST DAMAGE DURING CONSTRUCTION.
2. COORDINATE POLE FOOTINGS AND POWER LOCATIONS WITH LANDSCAPE DRAWINGS.
3. CONDUIT IS SHOWN FOR CONFIGURATION AND CLARITY. CONTRACTOR SHALL DETERMINE ROUTING OF CONDUITS TO SUIT SITE CONDITIONS.
4. WHERE CONDUITS ARE ROUTED UNDER ROADWAYS, COORDINATE DEPTH OF BURIAL WITH CITY OF WINNIPEG REQUIREMENTS.

#### NOTES:

1. PROVIDE NEW POST-TOP LUMINAIRES AS SPECIFIED C/W POLES TO MATCH EXISTING. REFER TO LANDSCAPE DRAWINGS FOR POLE BASE DETAIL.
2. COORDINATE MOUNTING HEIGHTS OF TRELLIS LUMINAIRES WITH LANDSCAPE DRAWINGS.
3. NEW PANEL C SHALL BE FREE-STANDING WEATHERPROOF PANELBOARD C/W EXTERIOR MOUNTED REMOTE METERING CABINET. REFER TO DETAIL 3/E1.0.

PANEL	C						FED FROM:	MH SERVICE POINT			
VOLTAGE:	120/208V/1Ø/3W		100A MAINS					MOUNTING:	SURFACE		
								POWER:	NORMAL		
DESCRIPTION			LOAD	BRKR	CCT	PHASE	CCT	BRKR	LOAD	DESCRIPTION	
DECORATIVE LTG - PACIFIC TO ALEXANDER			484	15	1	A	13			SPACE	
DECORATIVE LTG - ALEXANDER TO GALT NORTH			308	15	2	B	14			SPACE	
DECORATIVE LTG - ALEXANDER TO GALT SOUTH			308	15	3	A	15			SPACE	
DECORATIVE LTG - TRELLIS			297	15	4	B	16			SPACE	
SPACE					5	A	17			SPACE	
SPACE					6	B	18			SPACE	
SPACE					7	A	19			SPACE	
SPACE					8	B	20			SPACE	
SPACE					9	A	21	15		SPARE	
SPACE					10	B	22	15		SPARE	
SPACE					11	A	23	15		SPARE	
SPACE					12	B	24	15		SPARE	
LIGHTING	1.40	ELECTRIC WATER HEATING				MOTORS				ELECTRIC RAMP HEATING	
PARKING RECEPTACLES		AIR CONDITIONING				MISCELLANEOUS LOADS				LAUNDRY EQUIPMENT	
ELECTRIC HEATING		ELEVATOR MOTORS				ELECTRIC BOILER				KITCHEN EQUIPMENT	
TOTAL (KVA)											1.40

NOTE:  
These design documents are prepared solely for the use by the party with whom the design professional has entered into a contract and there are no representations of any kind made by the design professional to any party with whom the design professional has not entered into a contract.

 Certificate of Authorization MCW/AGE Consulting Professional Engineers No. 589 Expiry: April 30, 2017		 Consulting Professional Engineers 210-1871 Wellington Avenue Winnipeg, Manitoba, R2V 0G4 Phone: (204) 778-7200 Fax: (204) 778-1119 E-Mail: mcw_age@mcw.com				 THE CITY OF WINNIPEG PUBLIC WORKS DEPARTMENT ENGINEERING SERVICES DIVISION	
DESIGNED BY: MJB		CHECKED BY: EG		CITY OF WINNIPEG		CITY DRAWING NUMBER	
DRAWN BY: MJB		APPROVED BY: EG		LILY ST. - PACIFIC AVE. TO GALT AVE.		SHEET 38 OF 39	
SCALE: AS NOTED		CONSULTANT ACAD DWG. NO. E1.3		ELECTRICAL LAYOUT		BID NO. 345-2016	
NO. REVISIONS		DATE		DATE			
3 ISSUED FOR TENDER		05/25/16		05/25/16			
3 ISSUED FOR CITY OF WINNIPEG REVIEW		05/10/16					
2 ISSUED TO UIG STRUCTURES FOR REVIEW		04/08/16					
1 ISSUED FOR CITY OF WINNIPEG REVIEW		03/18/16					