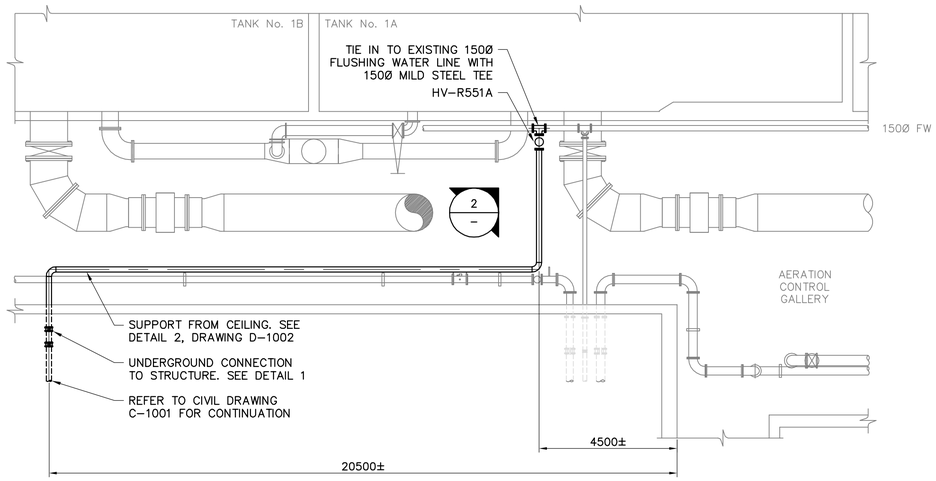

PLAN AT EXISTING GALLERY

SCALE 1:100

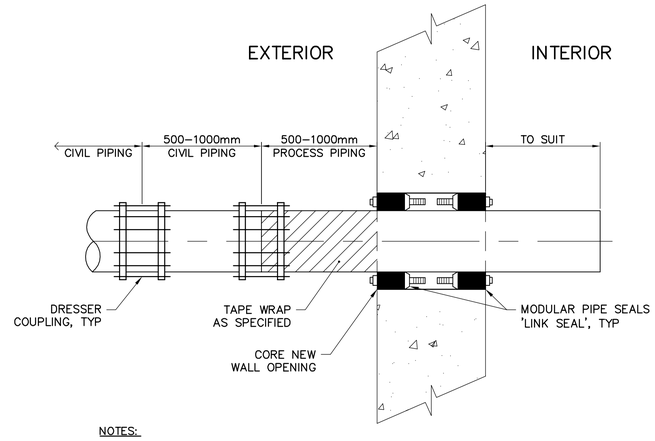

NOTES:

1. ALL PIPES SHALL BE SUPPORTED ON BOTH SIDES OF THE WALL OR FLOOR

1 / – UNDERGROUND CONNECTION TO EXISTING STRUCTURE

SCALE NONE

2 / – FLUSHING WATER CONNECTION

SCALE NONE

NOTICE:
AS-CONSTRUCTED DIMENSIONS, MEASUREMENTS AND OTHER DETAILS CONTAINED IN THIS RECORD DRAWING HAVE BEEN OBTAINED BY AECOM CANADA LTD. ("AECOM") FROM VARIOUS SOURCES. SUCH INFORMATION REPRESENTS THE BEST INFORMATION AVAILABLE TO AECOM AT THE TIME OF PREPARATION OF THIS RECORD DRAWING. AECOM DOES NOT IN ANY WAY REPRESENT OR WARRANT THAT SUCH INFORMATION IS ACCURATE AND ASSUMES NO RESPONSIBILITY FOR ANY ERRORS OR OMISSIONS CONTAINED THEREIN.

KEY PLAN

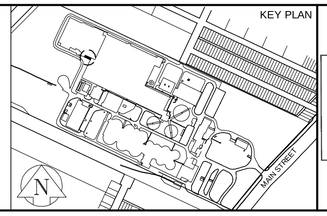

APEGM
Certificate of Authorization
AECOM Canada Ltd.
No. 4671 Date: April 6/16

B.M.
ELEV.

NO.	REVISIONS	DATE (YY/MM/DD)	BY
00	ISSUED FOR TENDER: BID OP 145–2016	16/04/06	SRG

AECOM

DESIGNED BY	CGL	CHECKED BY	KJS
DRAWN BY	SRG	APPROVED BY	KJS
SCALE: HORIZONTAL / VERTICAL	NTS	RELEASED FOR CONSTRUCTION	
DATE	2016 04 05	DATE	

PLOT DATE: 2016 04 05

PROVINCE OF MANITOBA
April 6/16
K.J. SEARS
REGISTERED PROFESSIONAL ENGINEER

CONSULTANT DRAWING NUMBER
D–1006

BID OPPORTUNITY: 145-2016

Winnipeg

THE CITY OF WINNIPEG
WATER AND WASTE DEPARTMENT
ENGINEERING DIVISION

2016 NEWPCC
SBR UPGRADES
PROCESS
FLUSHING WATER TIE–IN LOCATION
PLAN & DETAILS

CITY DRAWING NUMBER 1–0101C–P0055–001–00

SHEET 16 OF 18

FILE PATH: P:\60338393\900-Work\910-CAD\20-SHEETS\D\
FILE NAME: 60338393-SHT-30-0000-D-1006.dwg