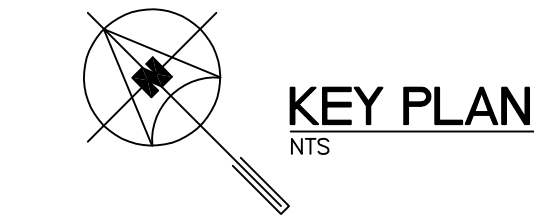
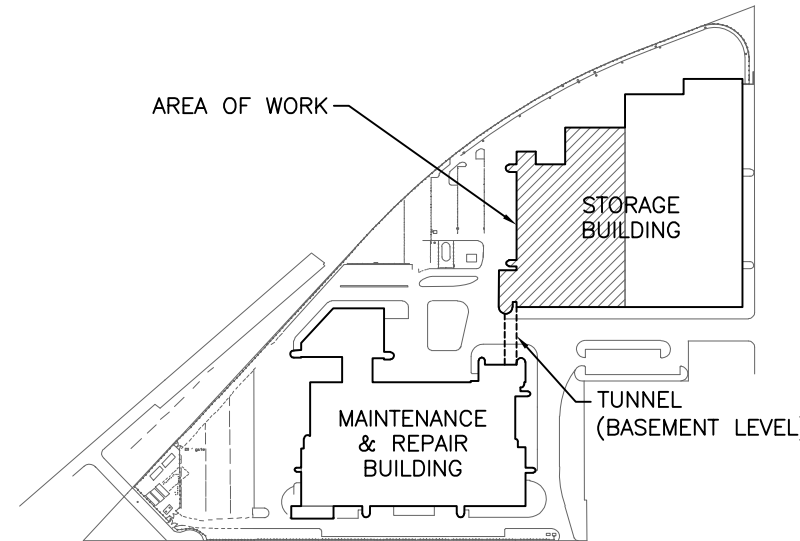
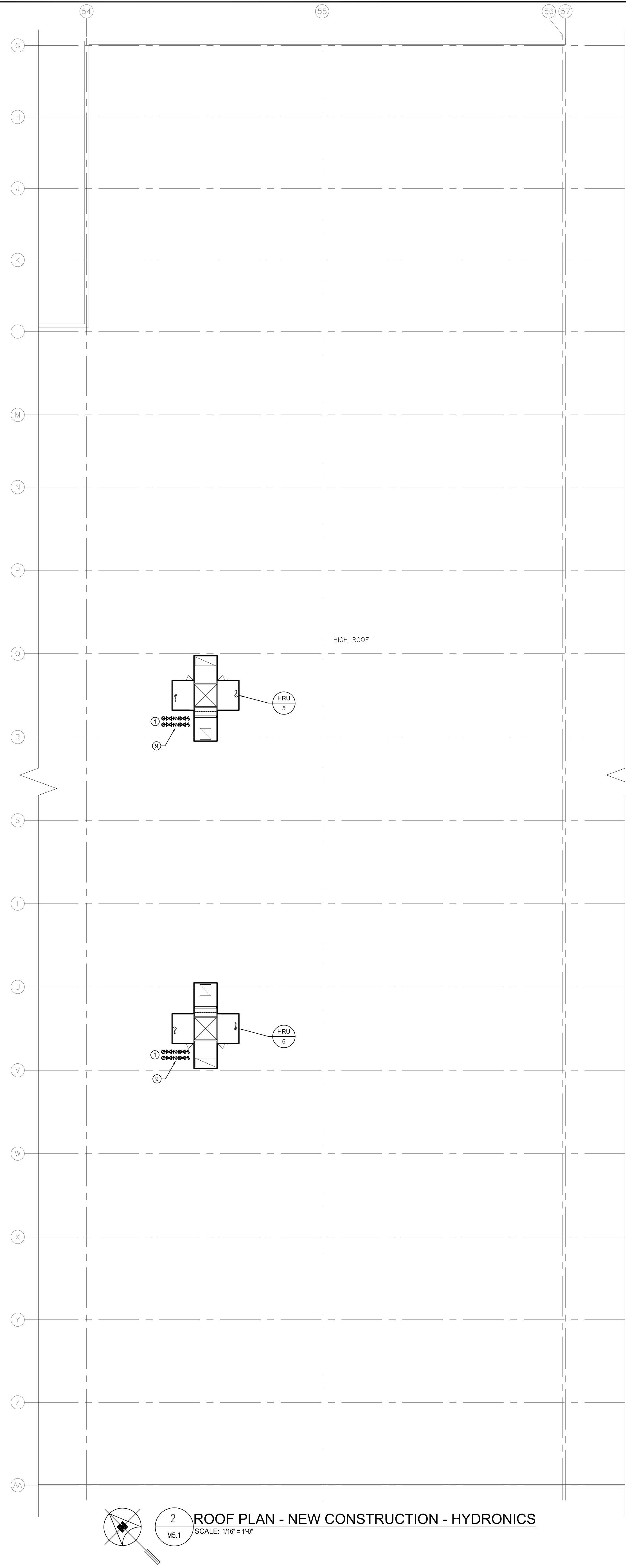
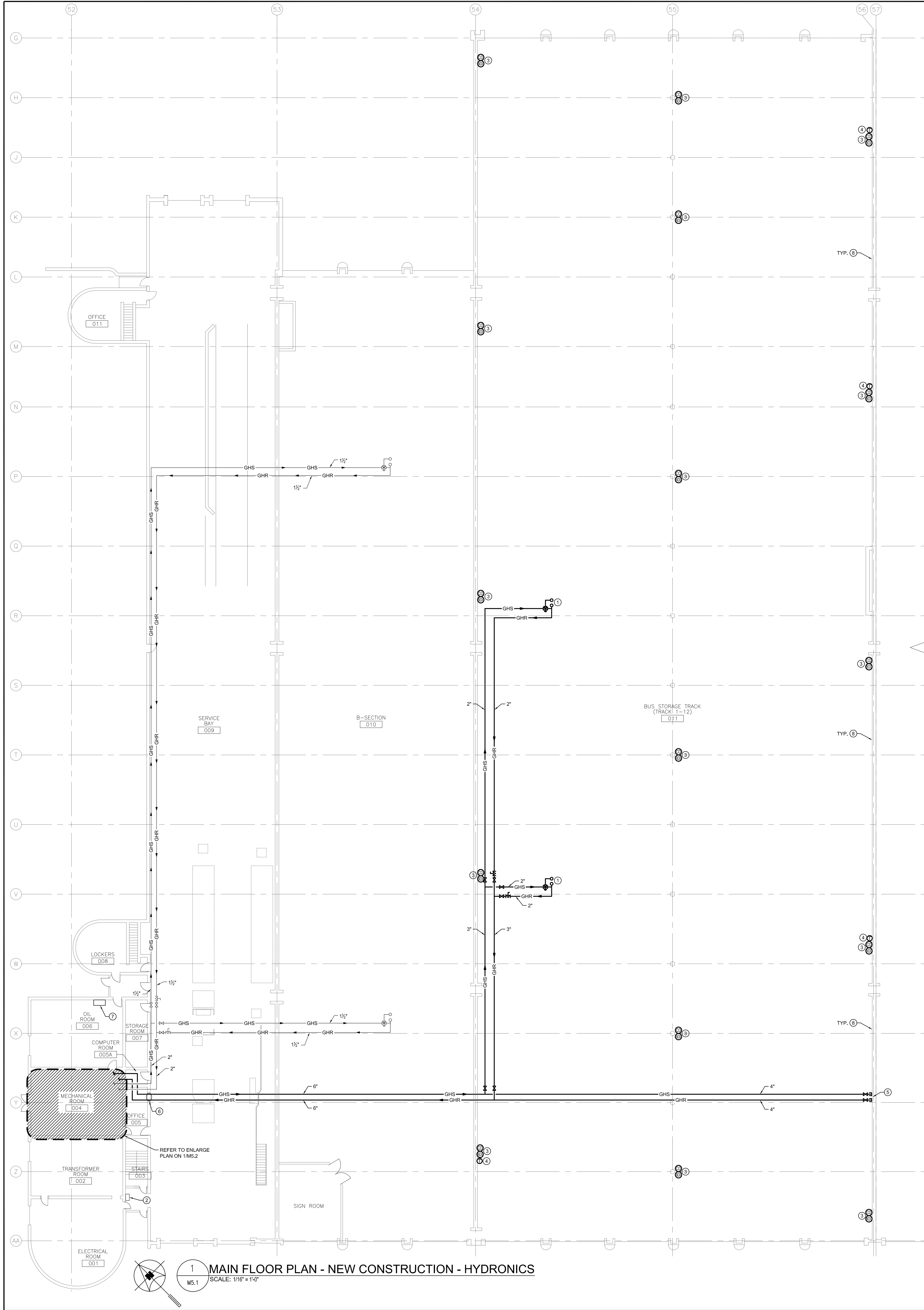


\\HQA\A\J\_P\J\_P\_1.DWG - NOVEMBER 10, 2016 - 4:57PM GJT - 03AUL





#### GENERAL NOTES

- A. THIS BUILDING MAY CONTAIN ASBESTOS. REFER TO FRONT END SPECIFICATIONS FOR FURTHER INFORMATION.

#### KEY NOTES

- CONNECT GHS AND GHR TO NEW HRU-5 & 6 ON ROOF.
- EXISTING COINOX CONTROLLER BESIDE FIRE ALARM PANEL.
- COINOX DETECTORS TIED INTO EXISTING CONTROLLER.
- HEAT RECOVERY UNIT, HRU-5 & 6 THERMOSTATS.
- CAP LINES FOR FUTURE.
- REFER TO STRUCTURAL DRAWING FOR SUPPORT DETAILS OF NEW OPENINGS.
- EXISTING JCI METASYS CONTROL PANEL/AUTOMATION ENGINE.
- FIRESTOP ALL NEW AND EXISTING PENETRATIONS THROUGH WALL AT GRIDLINE 66/57. WORK SHALL INCLUDE ALL MECHANICAL AND ELECTRICAL PENETRATIONS.
- NEW FLEX CONNECTIONS TO ACCOMMODATE UP TO 2" OF LATERAL MOVEMENT OF STEEL STAND.

5			
4			
3			
2			
1			
0	ISSUED FOR CONSTRUCTION	JH	10/11/16
NO.	Description	BY	DD/MM/YY



Project Title  
**CITY OF WINNIPEG FORT ROUGE  
TRANSIT BASE - STORAGE TRACK  
1-12 VENTILATION UPGRADE**

WINNIPEG MANITOBA

Drawing Title  
**MAIN FLOOR AND ROOF PLAN -  
NEW CONSTRUCTION -  
HYDRONICS**

Drawn By GB	Checked By XZ	Approved By JH
Scale AS SHOWN	Date SEPTEMBER 2016	Project No. 16-149-01
Revision Number	Drawing Number	Sheet Order
0	M5.1	8 OF 9