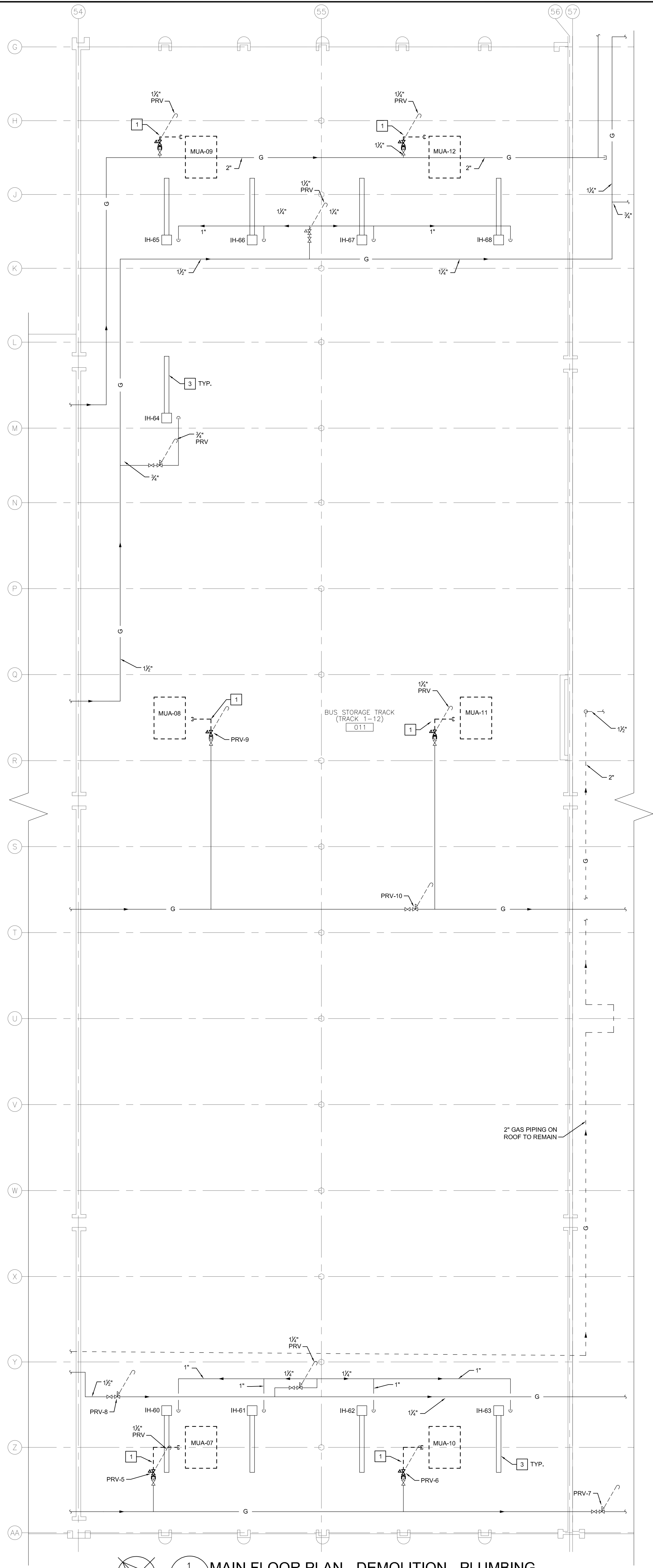
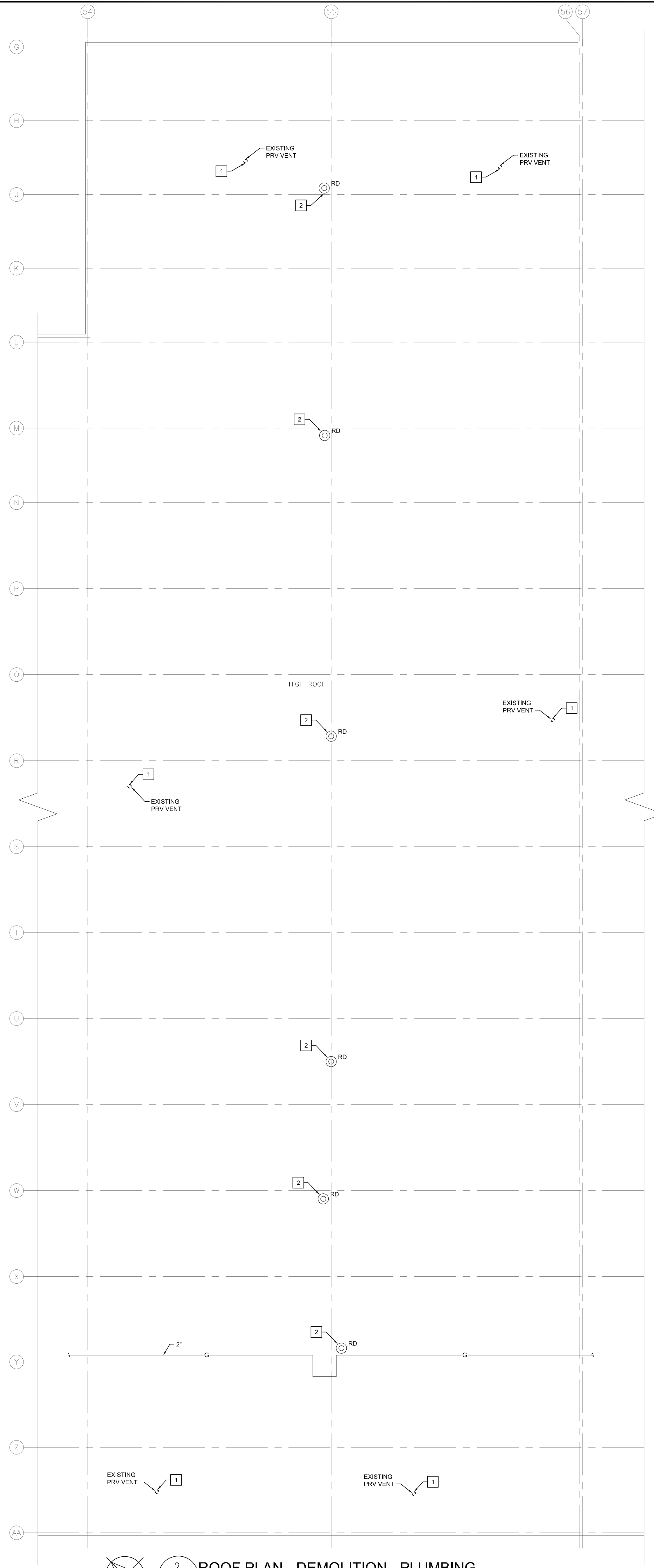


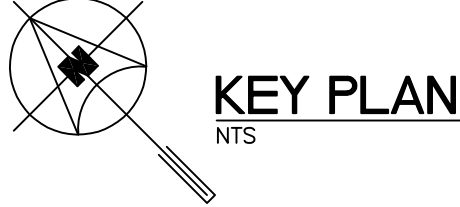
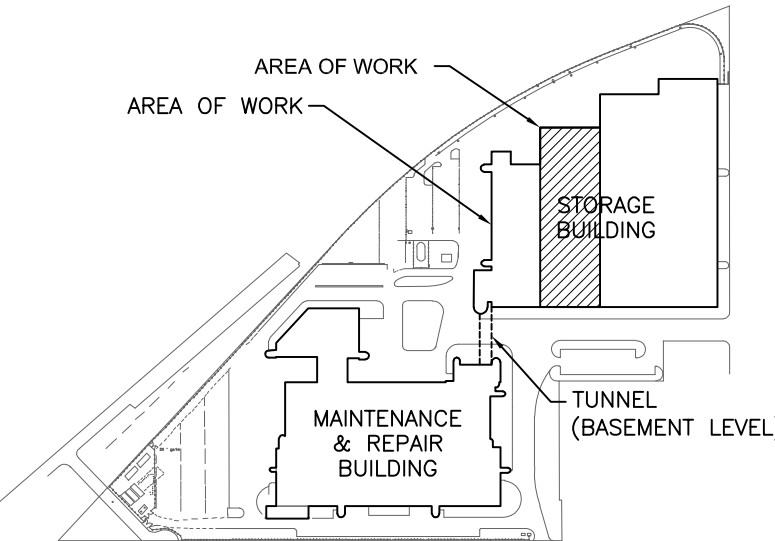
\\040-jpl-fp-11-dwg-november 10, 2016 4:04PM CST -GBALL



1 MAIN FLOOR PLAN - DEMOLITION - PLUMBING
M1.1
SCALE: 1/16" = 1'-0"



2 ROOF PLAN - DEMOLITION - PLUMBING
M1.1
SCALE: 1/16" = 1'-0"





GENERAL NOTES

- ALL ABANDONED EQUIPMENT AND SERVICES WITHIN AREA OF WORK SHALL BE REMOVED.
- THIS BUILDING MAY CONTAIN ASBESTOS. REFER TO FRONT END SPECIFICATIONS FOR FURTHER INFORMATION.

DEMOLITION KEY NOTES

- DEMOLISH AND REMOVE NATURAL GAS PIPING AND VENT BACK TO ISOLATION VALVE AS SHOWN. REPAIR AND SEAL PRV VENT ROOF OPENING (REFER TO STRUCTURAL AND ROOFING SPECIFICATION/DETAILS).
- EXISTING ROOF DRAINS TO REMAIN.
- EXISTING INFRARED HEATERS TO REMAIN.

5			
4			
3			
2			
1			
0	ISSUED FOR CONSTRUCTION	JH	10/11/16
NO.	Description	BY	DD/MM/YY



Project Title
**CITY OF WINNIPEG FORT ROUGE
TRANSIT BASE - STORAGE TRACK
1-12 VENTILATION UPGRADE**

WINNIPEG MANITOBA

Drawing Title
**MAIN FLOOR AND ROOF PLAN -
DEMOLITION - PLUMBING**

Drawn By GB	Checked By XZ	Approved By JH
Scale AS SHOWN	Date SEPTEMBER 2016	Project No. 16-149-01
Revision Number	Drawing Number	Sheet Order
0	M1.1	1 OF 9