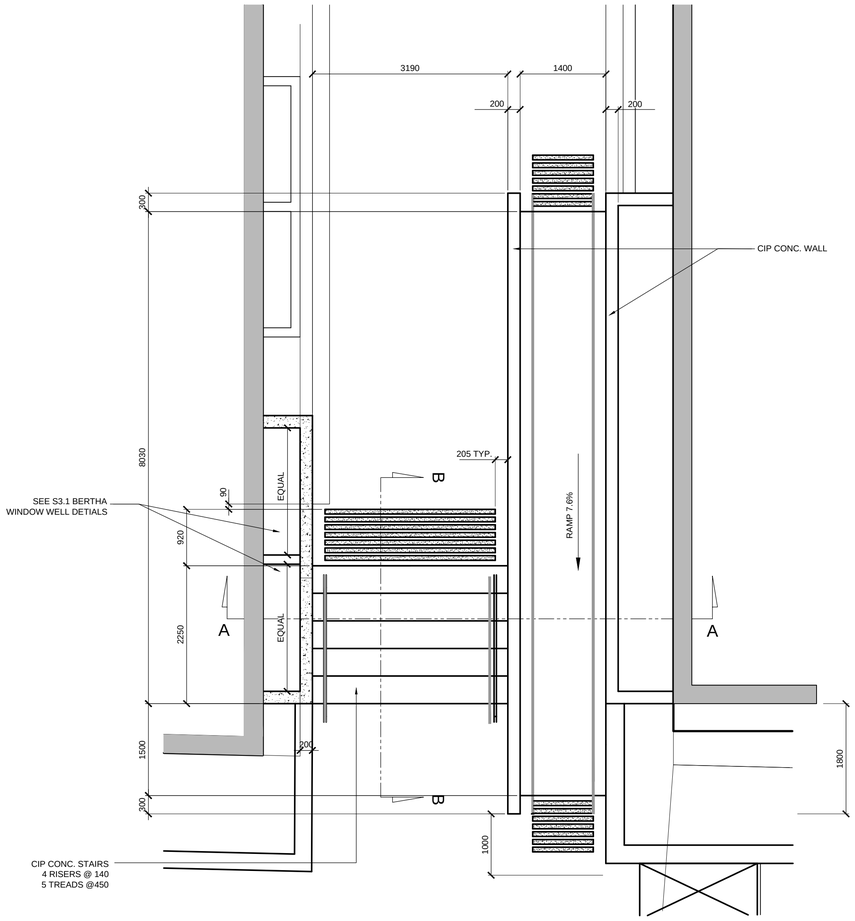

1 S1.2 PLAN

SCALE 1:50

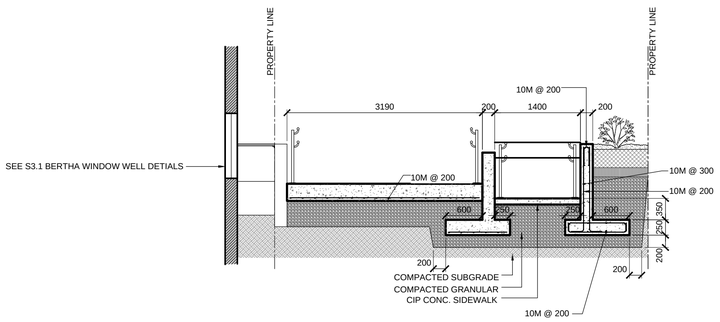

2 S1.2 STAIR & RAMP - SECTION A-A

SCALE 1:50

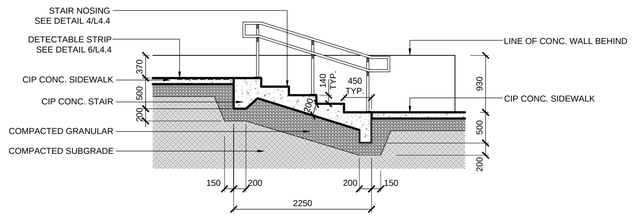

3 S1.2 STAIR - SECTION B-B

SCALE 1:50

GENERAL NOTES:

1. DESIGN IS IN ACCORDANCE WITH THE NATIONAL BUILDING CODE OF CANADA, 2005 EDITION PLUS 1998 MANITOBA AMENDMENTS. CONCRETE WALLS ARE DESIGNED IN ACCORDANCE WITH THE RECOMMENDATIONS CONTAINED IN ACI 35OR FOR WATERTIGHT STRUCTURES.

CAST IN PLACE CONCRETE:

1. TO BE READ IN CONJUNCTION WITH CW 2160 AND AS AMENDED IN ACCORDANCE WITH THESE NOTES.
2. CONCRETE MIX WAS IN ACCORDANCE WITH ALTERNATIVE 1, AND POSSESSED THE FOLLOWING PROPERTIES:
   a. CLASS OF EXPOSURE: S-1
   b. MINIMUM COMPRESSIVE STRENGTH AT 28 DAYS: 35MPa
   c. MAXIMUM SLUMP: 80mm ± 20mm
   d. AIR CONTENT: 5 - 8%
   e. MAXIMUM WATER/CEMENT RATIO: 0.40
4. CONCRETE COVER = 50mm.
5. ALL EXTERIOR CORNERS CHAMFERED 20mm.

REINFORCING STEEL:

1. TO BE READ IN CONJUNCTION WITH CW 2160 AND AS AMENDED IN ACCORDANCE WITH THESE NOTES.
2. ALL REINFORCING STEEL CONFORMS TO CSA G30.18M, GRADE 400W.
3. ALL CONCRETE REINFORCING WORK PERFORMED IN ACCORDANCE WITH CSA A23.1.
4. LAPS AT LEAST 40 BAR DIAMETERS, REINFORCING SPLICES NOT INDICATED IN THE DRAWINGS LOCATED AT POINTS OF MINIMUM STRESS.
5. BEFORE PLACING CONCRETE, REINFORCING WAS CLEAN, FREE OF LOOSE SCALE, DIRT OR OTHER FOREIGN MATTER THAT WOULD REDUCE OR PREVENT BOND TO THE CONCRETE.

METRIC

WHOLE NUMBERS INDICATE MILLIMETRES
DECIMALIZED NUMBERS INDICATE METRES

APEGM
Certificate of Authorization
MMM Group Limited
No. 4531

LOCATIONS APPROVED UNDERGROUND STRUCTURES

SIGNED BY: _____ DATE _____
SUPV U/G STRUCTURES

LOCATION OF UNDERGROUND STRUCTURES AS SHOWN ARE BASED ON THE BEST INFORMATION AVAILABLE BUT NO GUARANTEE IS GIVEN THAT ALL EXISTING UTILITIES ARE SHOWN OR THAT THE GIVEN LOCATIONS ARE EXACT CONFIRMATION OF EXISTANCE AND EXACT LOCATION OF ALL SERVICES MUST BE OBTAINED FROM THE INDIVIDUAL UTILITIES BEFORE PROCEEDING

G.B.M. -
ELEV. -

NO.	REVISIONS	DATE	BY
F			
E			
D			
C			
B			
A	ISSUED FOR TENDER	07/08/14	MS

MMM GROUP

MMM Group Limited.
Suite 111 - 93 Lombard Ave.
Winnipeg, MB R3B 3B1
t. 204.943.3178
f. 204.943.4948
www.mmm.ca

DESIGNED BY	JH/MM	CHECKED BY	MM
DRAWN BY	JH/MS	APPROVED BY	WC
HOR. SCALE	AS NOTED	RELEASED FOR CONSTRUCTION	
VERTICAL	AS NOTED		
DATE	JUL 29/14	DATE	

ENGINEER'S SEAL
PROVINCE OF MANITOBA
M.H.A. MADY
Member
34973
REGISTERED PROFESSIONAL ENGINEER

CONSULTANT ACAD DWG, NO.
S1.2

Winnipeg

THE CITY OF WINNIPEG
PUBLIC WORKS DEPARTMENT
ENGINEERING SERVICES DIVISION

CITY OF WINNIPEG

NORTH EAST EXCHANGE DISTRICT ENGINEERING STUDY

BERTHA & JOHN HIRSCH STAIR & RAMP

CITY DRAWING NUMBER

BID NO.
742-2014

NOTE:
These design documents are prepared solely for the use by the party with whom the design professional has entered into a contract and there are no representations of any kind made by the design professional to any party with whom the design professional has not entered into a contract.

Aug 07, 2014 - 8:47pm
P:\5514001-5514099\5514069 - 2014 North East Exchange District Renewals\MMM Drawings\S1.0.dwg -tab:Bertha Stair