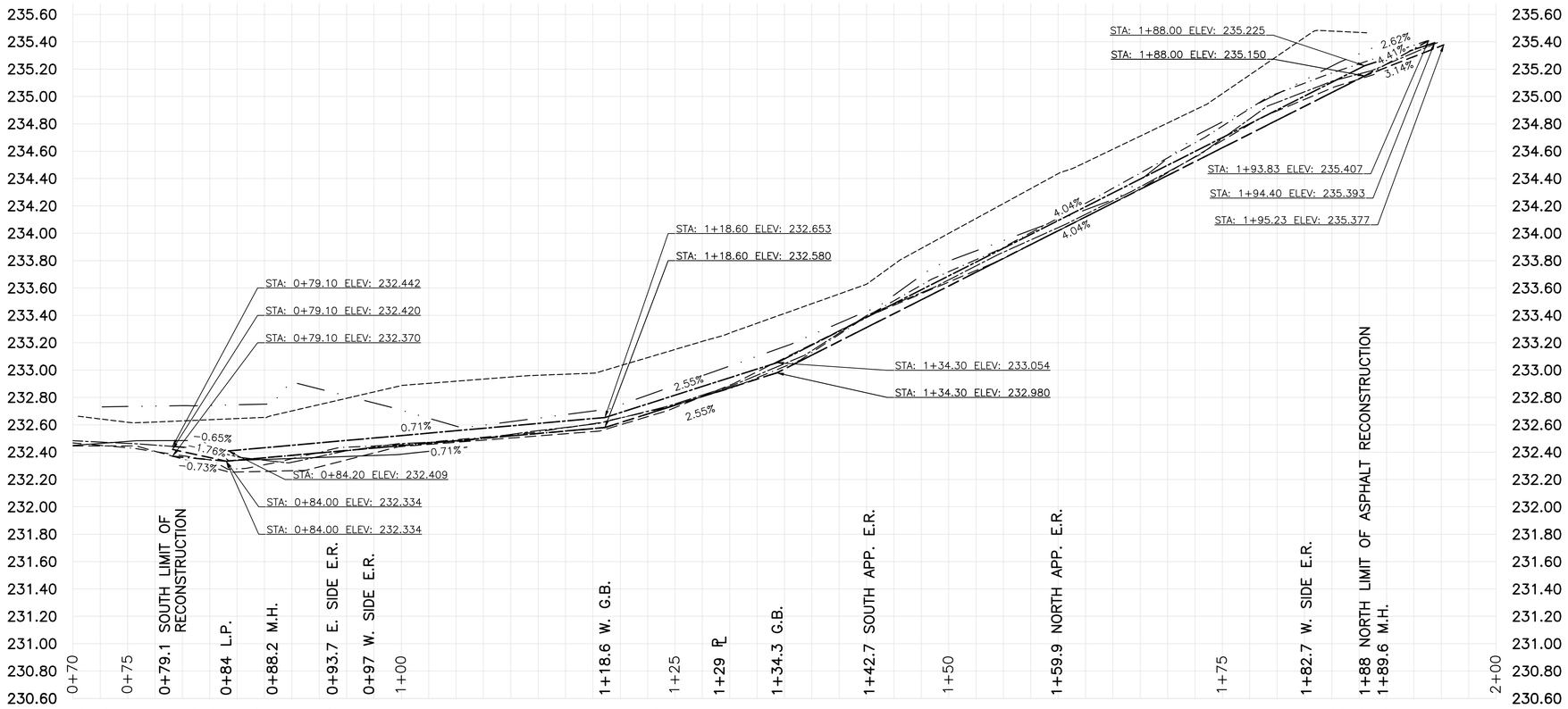

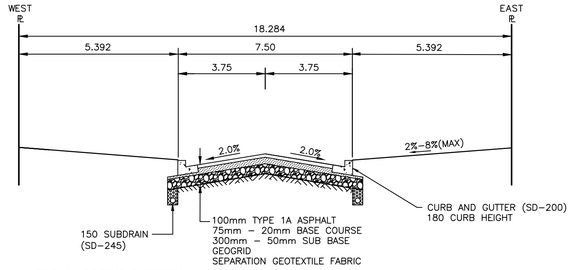

TYPICAL CROSS SECTION
N.T.S.

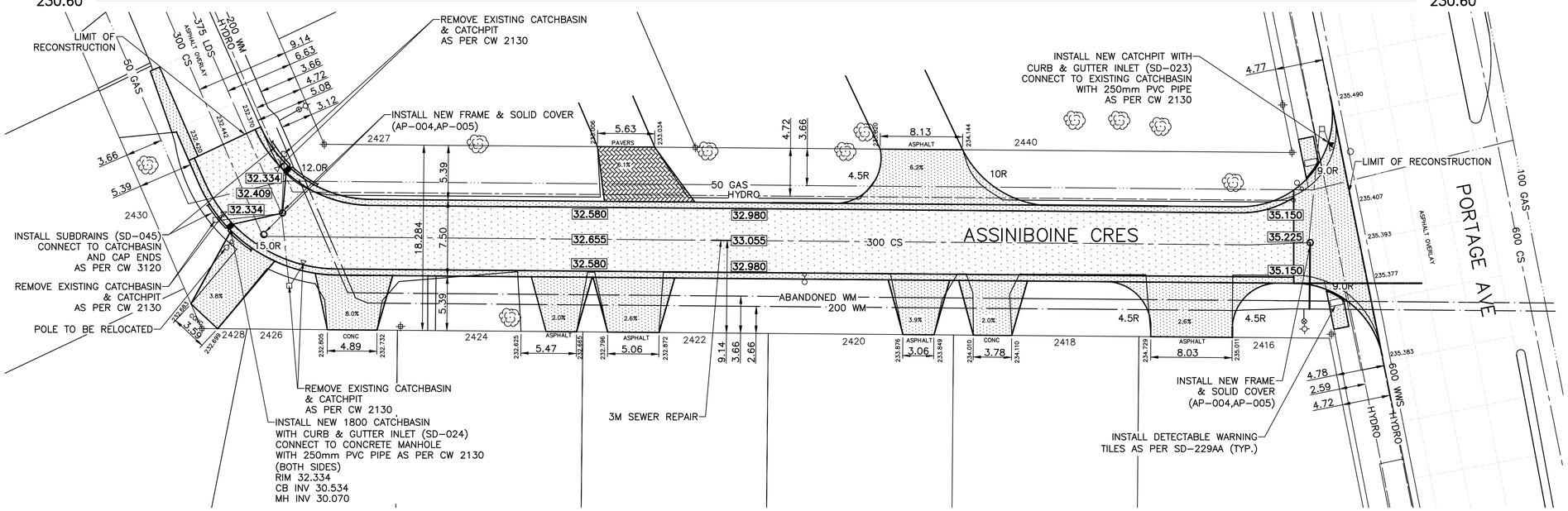

METRIC
WHOLE NUMBERS INDICATE MILLIMETRES
DECIMALIZED NUMBERS INDICATE METRES

PRELIMINARY
NOT TO BE USED FOR CONSTRUCTION

CONSTRUCTION NOTES

1) ALL STREET RADIUS CURB UNDER 15M RADIUS SHALL BE REPLACED AS MODIFIED OR AS DIRECTED BY THE CONTRACT ADMINISTRATOR.
2) ASPHALT TIE–INS ON APPROACHES TO BE DETERMINED IN THE FIELD BY THE CONTRACT ADMINISTRATOR.

WARNING

IF POWER EQUIPMENT OR EXPLOSIVES ARE TO BE USED FOR EXCAVATION ON THIS PROJECT THE CONTRACTOR MUST:

1)OBTAIN CLEARANCE FROM THE GAS UTILITY PRIOR TO EXCAVATION.
2)TAKE PRECAUTION TO AVOID DAMAGE TO GAS UTILITY INSTALLATIONS.

SEE PROVINCIAL REGULATION 210/72 FOR DETAILS

BID OPPORTUNITY NO. 2–2014

EXISTING	LEGEND – PLAN	PROPOSED	EXISTING	LEGEND – PLAN	PROPOSED	EXISTING	LEGEND – PROFILE	PROPOSED
	HYDRANT			LDS/WWS			EAST GUTTER	
	VALVE			WATERMAIN			CENTER LINE	
	CURB STOP			GAS			WEST GUTTER	
	ASPHALT			MTS			EAST PROPERTY LINE	
	O.L.S.			CONCRETE			WEST PROPERTY LINE	
	MANHOLE			CURB RENEWAL				
	CATCH BASIN		231.000	ELEVATIONS	231.000			
	CURB INLET			PROPERTY LINE				
	HYDRO POLE			SURVEY BAR				
	TREE			GEODETIC BENCH MARK				
				RAMP CURB				

LOCATION APPROVED
UNDERGROUND STRUCTURES

SUPR. U/G STRUCTURES COMMITTEE — DATE

NOTE:
LOCATION OF UNDERGROUND STRUCTURES AS SHOWN ARE BASED ON THE BEST INFORMATION AVAILABLE. BUT NO GUARANTEE IS GIVEN THAT ALL EXISTING UTILITIES ARE SHOWN OR THAT THE GIVEN LOCATIONS ARE EXACT. CONFIRMATION OF EXISTENCE AND EXACT LOCATION OF ALL SERVICES MUST BE OBTAINED FROM THE INDIVIDUAL UTILITIES BEFORE PROCEEDING WITH CONSTRUCTION.

B.M. ELEV. — IB @ S.E. CORNER ASSINIBOINE CRES. AND PORTAGE AVE. 235.322

NO.	REVISIONS	DATE	BY

ENGINEERING DIVISION
TECHNOLOGY SERVICES BRANCH
106 - 1155 PACIFIC AVE

DESIGNED BY	D.K.	CHECKED BY	D.T./R.M.
DRAWN BY	D.K.	APPROVED BY	
HOR. SCALE:	1 : 250		
VERTICAL:	1 : 20		
DATE	2014/03/21		

ENGINEER'S SEAL

Winnipeg

THE CITY OF WINNIPEG
PUBLIC WORKS DEPARTMENT

ASSINIBOINE CRESCENT
FROM **110 M. SOUTH OF PORTAGE AVE.** TO **PORTAGE AVE.**
ASPHALT RECONSTRUCTION AND ASSOCIATED WORKS
FROM **STA. 1+00** TO **STA. 2+37**

CITY DRAWING NUMBER SE–14–10
SHEET 10 OF 12
1