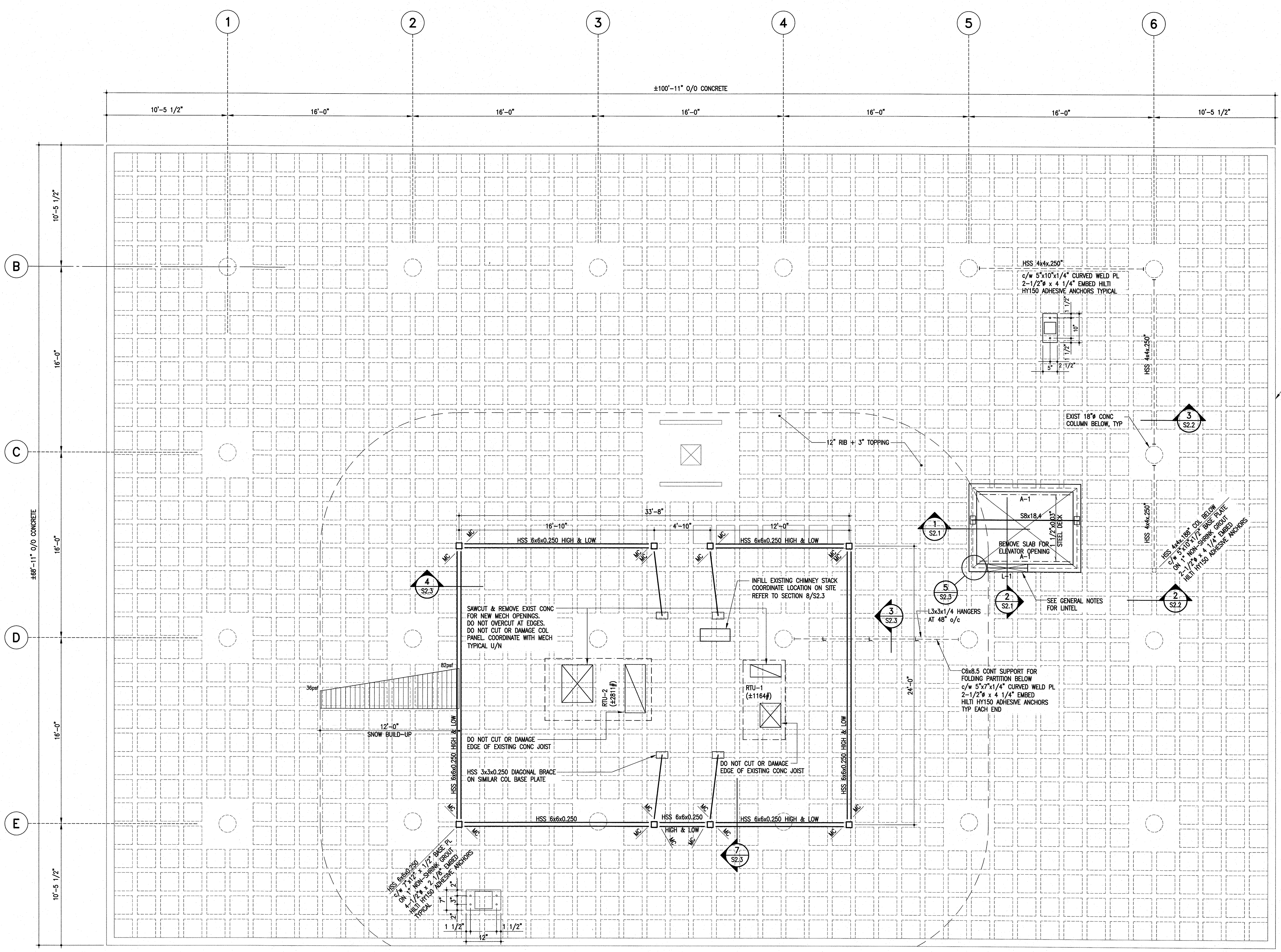


THIS DRAWING MUST NOT BE SCALED.
 THE GENERAL CONTRACTOR SHALL VERIFY ALL DIMENSIONS, DATINGS, AND LEVELS PRIOR TO COMMENCEMENT OF WORK. ALL ERRORS AND OMISSIONS TO BE REPORTED TO NUMBER TEN ARCHITECTURAL GROUP BEFORE PROCEEDING.
 VARIATIONS AND MODIFICATIONS TO WORK SHOWN ON THESE DRAWINGS SHALL NOT BE CARRIED OUT WITHOUT WRITTEN PERMISSION OF NUMBER TEN ARCHITECTURAL GROUP.
 THIS DRAWING IS THE EXCLUSIVE PROPERTY OF NUMBER TEN ARCHITECTURAL GROUP AND THE COPYRIGHT IN THE SAME BEING RESERVED TO THEM. IT MAY BE REPRODUCED ONLY WITH THE PERMISSION OF NUMBER TEN ARCHITECTURAL GROUP, IN WHICH CASE THE REPRODUCTION MUST BEAR THEIR NAME.

REVISED/ ISSUED/ PLOTTED	DATE
ISSUED FOR TENDER	NOV 21, 2011




EXIST 8" CURB

APEGM
 Certificate of Authorization
 Crosier Kilgour & Partners Ltd.
 No. 235 Date: Nov 21, 2011

numberTEN
 architectural group
 winnipeg MB regina SK victoria BC
 204 942.0981 306 721.1501 250 360.2106
 architecture • interior design • graphic design


project
PEGUIS PAVILION
 UPGRADES AND ENTRY ADDITION
 BIDDING #913-2011

sheet title
ROOF FRAMING PLAN
 300-275 Carlton Street
 Winnipeg, Manitoba R3C 5A6
 T 204 943 7503
 F 204 943 7507
 2011-0462
 Crosier Kilgour & Partners Ltd.
 CONSULTING STRUCTURAL ENGINEERS



seal
 drawn by: MS
 checked by: TKM
 project no. 2011026
 scale: AS NOTED
 date: November 21, 2011
 sheet no. **S1.3**

ALL MOMENT CONNECTIONS TO BE DESIGNED FOR $M=5.0$ kNm MARKED 'MC' THUS
 ASSUMED MECH OPENING CONFIGURATIONS, LAYOUT OPENINGS AND CONTACT CONSULTANT FOR INSPECTION PRIOR TO CUTTING



ROOF FRAMING PLAN
 SCALE: 1/4" = 1'-0"

- DESIGN LIVE LOAD = 36 psf U/N BY SNOW BUILD-UP
- DESIGN LIVE LOAD = 54 psf CANTILEVERS