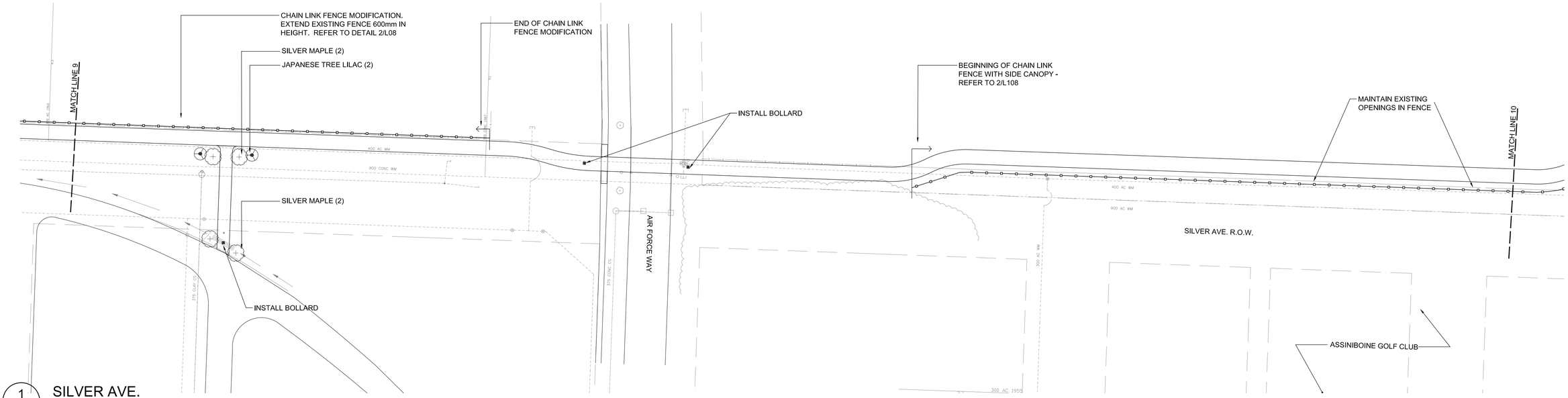

1 L108 SILVER AVE.

1:500 @ 24 X 36
1:1000@ 11 X 17

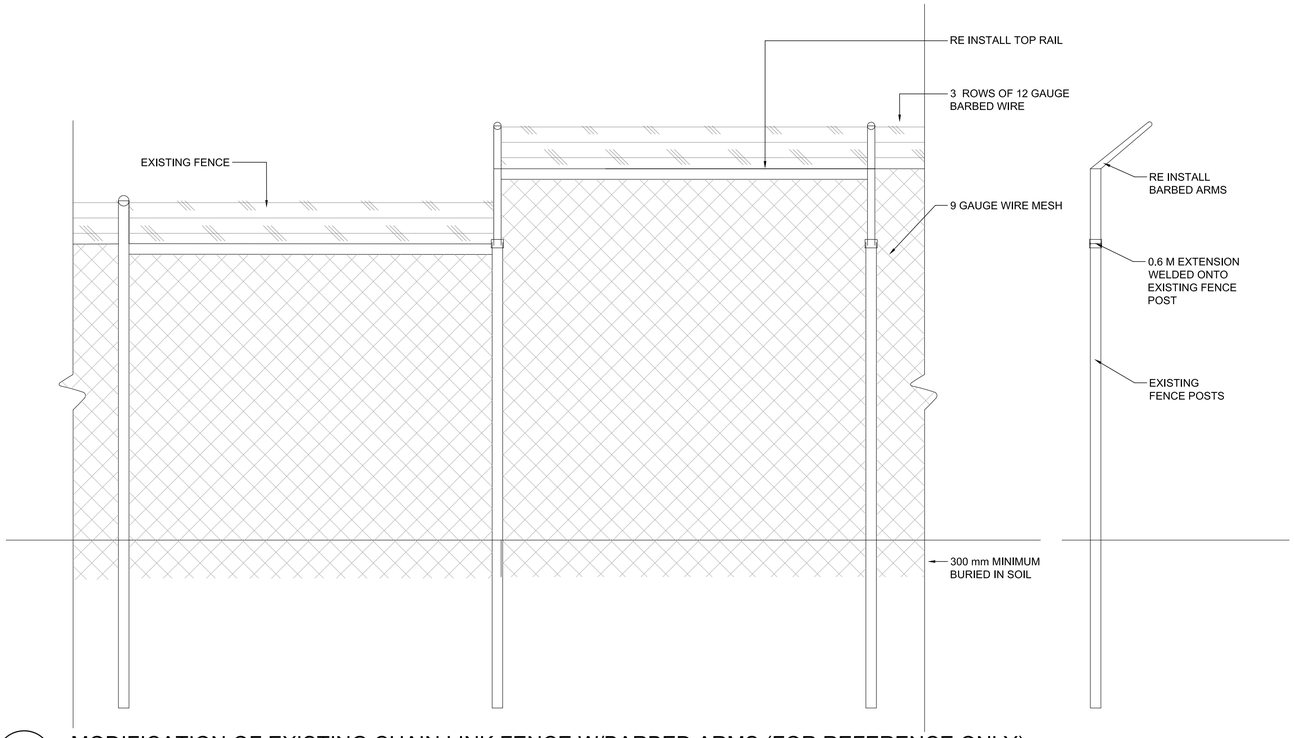

2 L108 MODIFICATION OF EXISTING CHAIN LINK FENCE W/BARBED ARMS (FOR REFERENCE ONLY)

1:25 @ 24 X 36
1:50@ 11 X 17

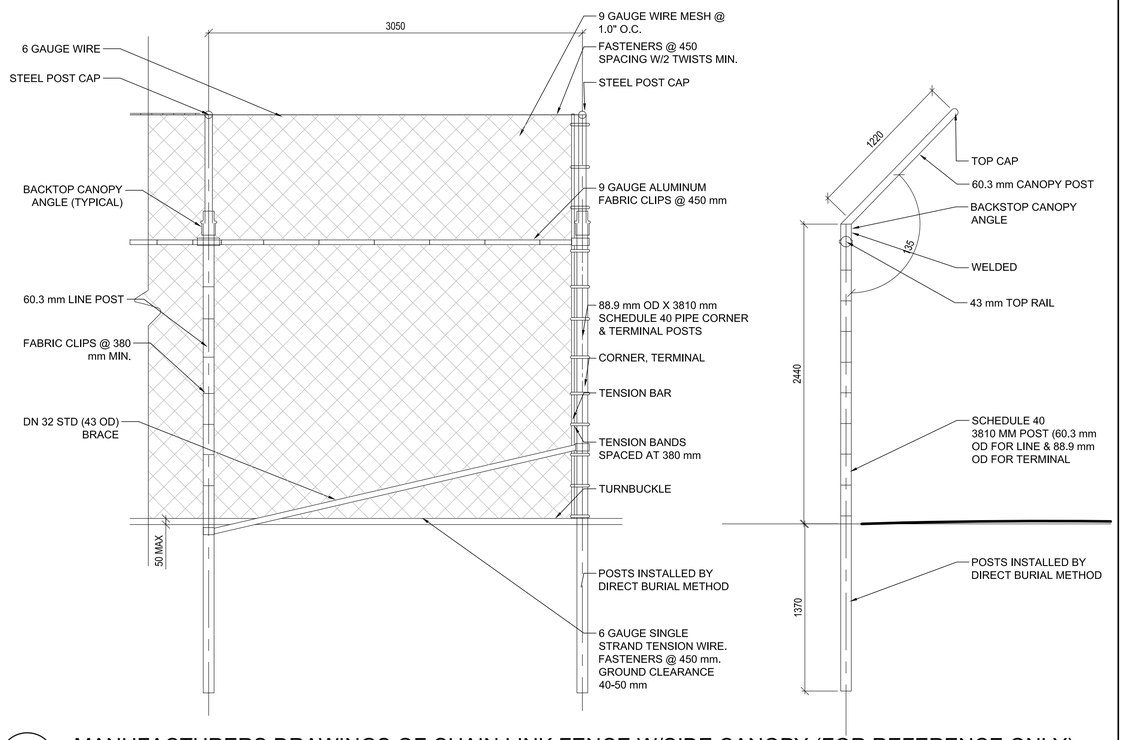

3 L108 MANUFACTURERS DRAWINGS OF CHAIN LINK FENCE W/SIDE CANOPY (FOR REFERENCE ONLY)

1:25 @ 24 X 36
1:50@ 11 X 17

NOTES:
1) PLACEMENT OF BOLLARDS, TREES AND BENCH NODES TO BE APPROVED BY CONTRACT ADMINISTRATOR PRIOR TO COMMENCING WORK
2) LOCATION OF UNDERGROUND STRUCTURES AS SHOWN ARE BASED ON THE BEST INFORMATION AVAILABLE BUT NO GUARANTEE IS GIVEN THAT ALL EXISTING UTILITIES ARE SHOWN OR THAT THE GIVEN LOCATIONS ARE EXACT. CONFIRMATION OF EXISTENCE AND EXACT LOCATION OF ALL SERVICES MUST BE OBTAINED FORM THE INDIVIDUAL UTILITIES BEFORE PROCEEDING WITH CONSTRUCTION.

REV	YY / MM / DD	DESCRIPTION	BY
R0	03/09/2010	ISSUED FOR TENDER	

A. SECTION LETTER OR DETAIL NUMBER.
B. DRAWING WHERE SECTION OR DETAIL IS DRAWN,
OR
DRAWING WHERE SECTION OR DETAIL IS INDICATED,
--- SECTION OR DETAIL SHOWN ON SAME DRAWING.

A/B A/---

SEAL
the manitoba association of architects
BOB G. SOMERS
Member No. 95

CLIENT
THE CITY OF WINNIPEG
PUBLIC WORKS DEPARTMENT
TRANSPORTATION ENGINEERING DIVISION
Winnipeg

SCATLIFF + MILLER + MURRAY Inc.
TEL 204 927-3444
FAX 204 927-3443
8 - 136 MARKET AVENUE
WINNIPEG, MB, CANADA

PROJECT: 2010 ACTIVE TRANSPORTATION INFRASTRUCTURE STIMULUS PROGRAM
TITLE: SILVER AVE. MATCH LINE 9 TO MATCH LINE 10

DESIGN	DRAWN	DATE - Y / M / D	SCALE
BS/MB	MB	2010/09/03	AS NOTED
CHECKED	APPROVED	PROJECT NO.	DRAWING NO.
BS	BS	9061	L108

plotscale - 1:1 (metric)
sheet size - Super A1 24 x 36 in
CAD File Name: mup-landscape-working.dwg