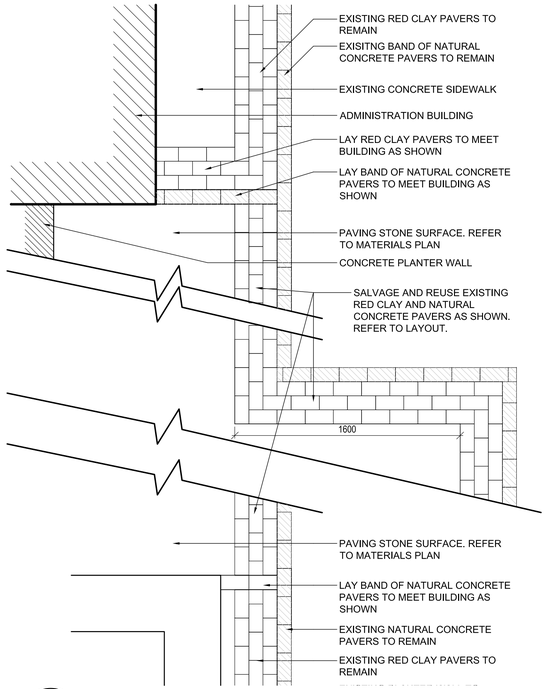

1 / L06 PROP LINE PAVING PATTERN
1 : 20

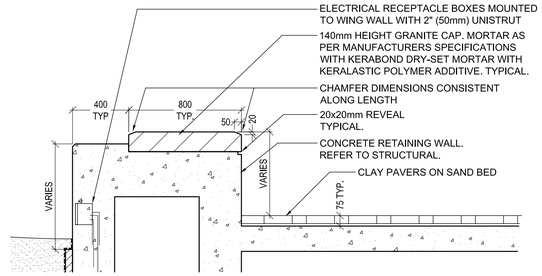

2 / L06 WING WALL
1 : 20

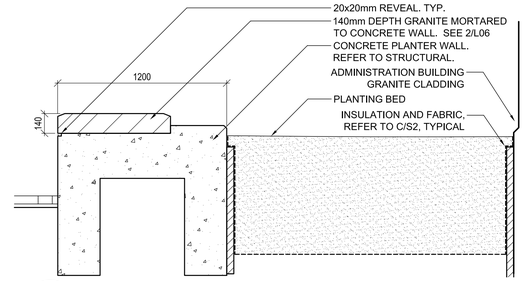

3 / L06 PLANTER WALL - CENTRE
1 : 20

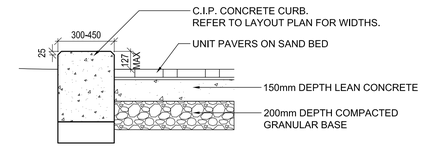

4 / L06 CONCRETE CURB
1 : 20

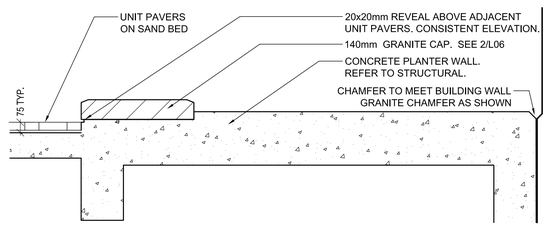

5 / L06 PLANTER WALL - COURTYARD
1 : 20

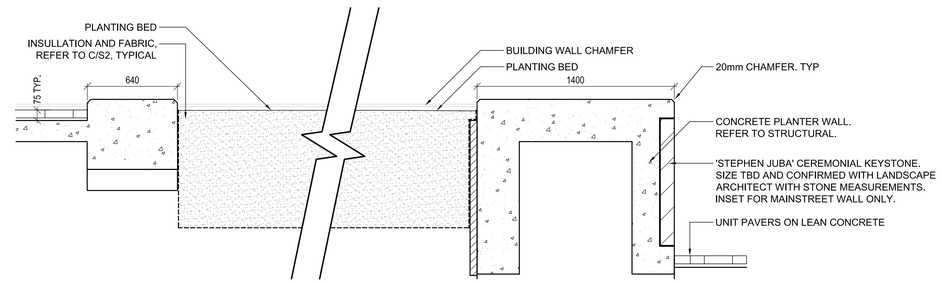

6 / L06 PLANTER WALLS
1 : 20

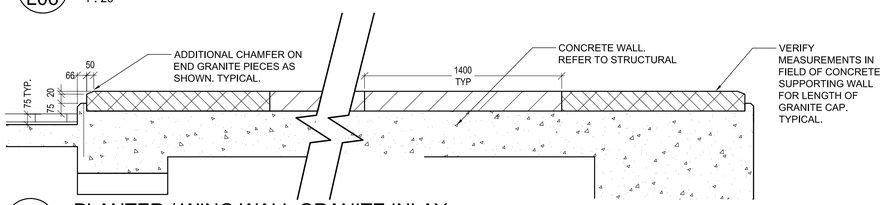

7 / L06 PLANTER / WING WALL GRANITE INLAY
1 : 20

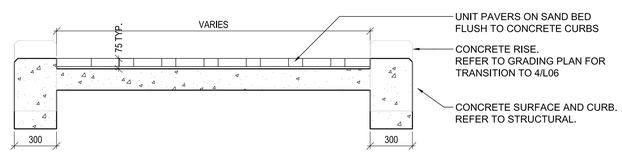

8 / L06 SLOPED WALKWAY
1 : 20

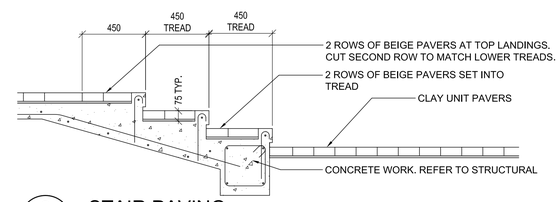

9 / L06 STAIR PAVING
1 : 20

NOTE: SEE LAYOUT PLAN FOR RISER AND TRED COUNT

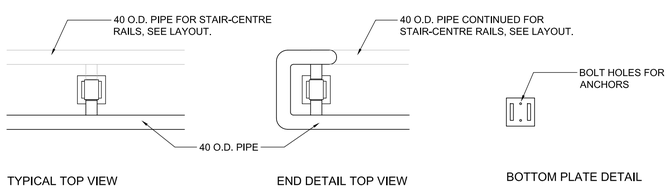

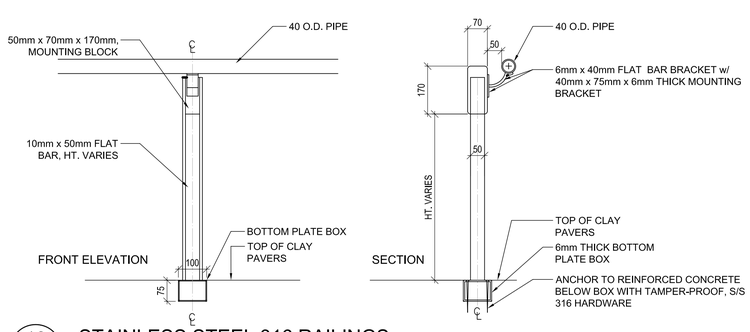

10 / L06 STAINLESS STEEL 316 RAILINGS
1 : 20

NOTE: FABRICATOR TO CONFIRM WITH ON SITE DIMENSIONS OF EXISTING CITY HALL COURTYARD RAILING AND SUBMIT DRAWINGS TO CONTRACT ADMINISTRATOR FOR APPROVAL PRIOR TO FABRICATION.

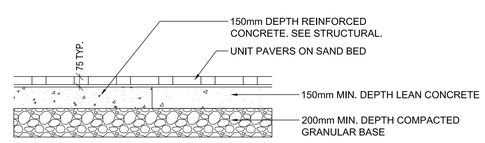

11 / L06 PAVERS ON CONCRETE AND LEAN MIX
1 : 20

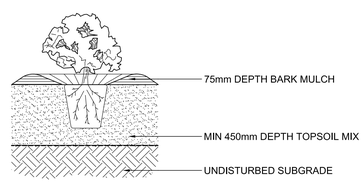

12 / L06 SHRUB PLANTING TYP
1 : 20

NOTES:

1. REFER TO STRUCTURAL DRAWINGS FOR ALL CONCRETE DETAILS

REV	YY / MM / DD	DESCRIPTION	BY
0	10 / 05 / 13	ISSUE FOR TENDER	AR

A. SECTION LETTER OR DETAIL NUMBER.
B. DRAWING WHERE SECTION OR DETAIL IS DRAWN.

OR

DRAWING WHERE SECTION OR DETAIL IS INDICATED.
— SECTION OR DETAIL SHOWN ON SAME DRAWING.

A / B A / ---

SEAL: the manitoba association of landscape architects — CHERYL OAKDEN member no. 61

SCATLIFF + MILLER + MURRAY Inc.
TEL 204 927-3444
FAX 204 927-3443
8 - 136 MARKET AVENUE
WINNIPEG, MB, CANADA

CLIENT: Winnipeg — CITY OF WINNIPEG, PLANNING, PROPERTY and DEVELOPMENT, CIVIC ACCOMODATIONS DIVISION

PROJECT: COURTYARD UNIVERSAL ACCESS UPGRADE, CITY HALL COURTYARD

TITLE: DETAILS

DESIGN	DRAWN	DATE - Y / M / D	SCALE
AR	AR	2010/01/12	1:50
CHECKED	APPROVED	JOB NO.	DRAWING NO.
XXX	XXX	391-2010	L06

sheet size - Super A1 24" x 36" photocalle - 1:1 (metric)
CAD File Name: 9027_city_hall_courtyard_105-106_sections.dwg