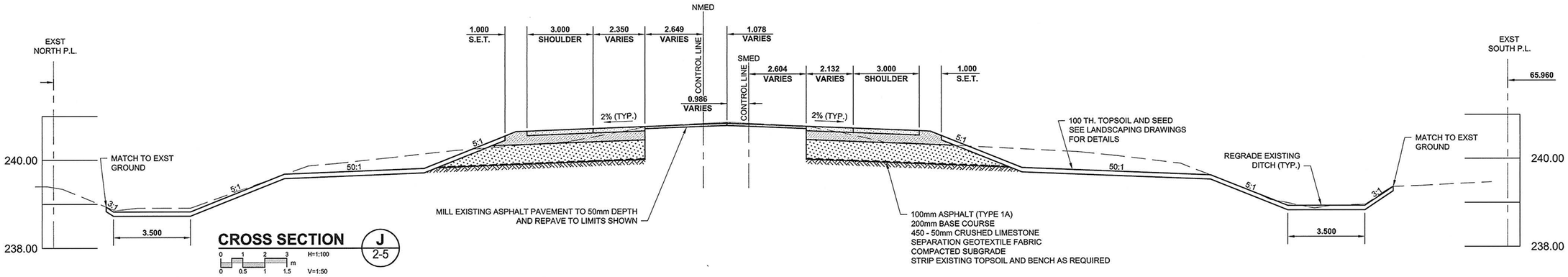

CROSS SECTION J 2-5

0 1 2 3 m H=1:100
0 0.5 1 1.5 V=1:50

ASPHALT PAVEMENT STRUCTURE
STA 0+590.000

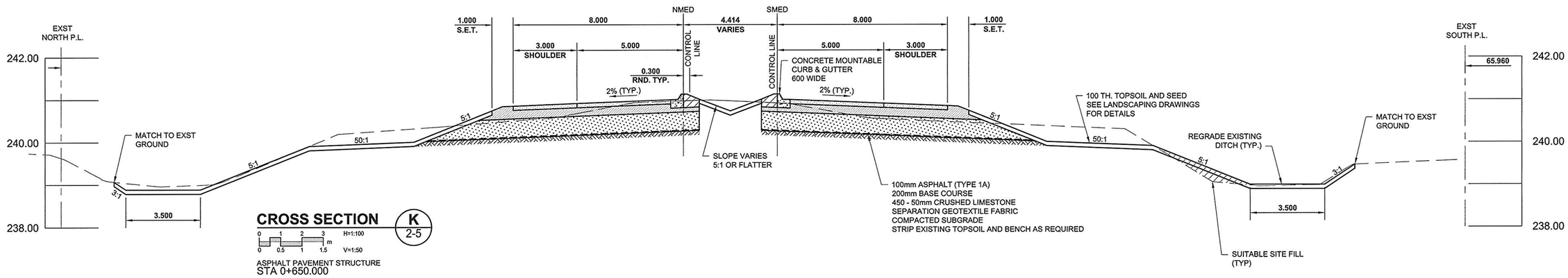

CROSS SECTION K 2-5

0 1 2 3 m H=1:100
0 0.5 1 1.5 V=1:50

ASPHALT PAVEMENT STRUCTURE
STA 0+650.000

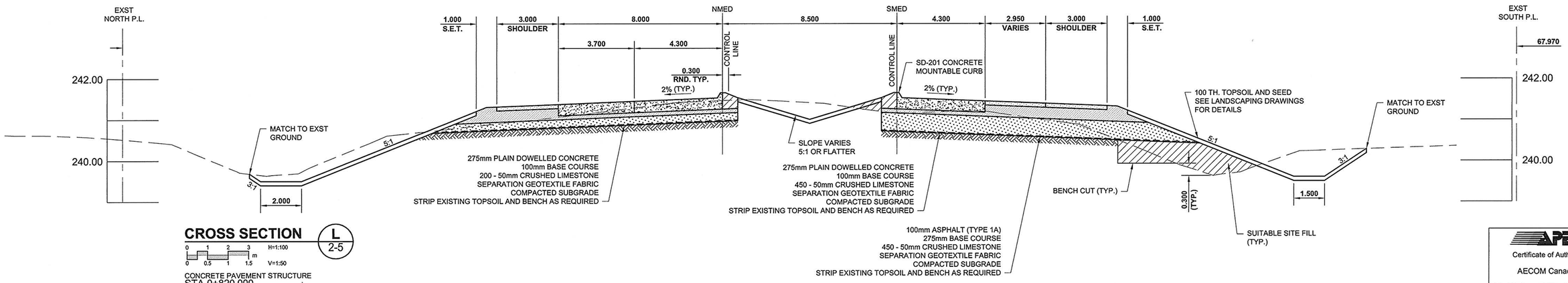

CROSS SECTION L 2-5

0 1 2 3 m H=1:100
0 0.5 1 1.5 V=1:50

CONCRETE PAVEMENT STRUCTURE
STA 0+820.000

Certificate of Authorization
AECOM Canada Ltd.
No. 4671 Date: April 19/10

METRIC

WHOLE NUMBERS INDICATE MILLIMETRES
DECIMALIZED NUMBERS INDICATE METRES

BID OPPORTUNITY NO. 232-2010

LOCATION APPROVED
UNDERGROUND STRUCTURES

SUPR. U/G STRUCTURES COMMITTEE — DATE

NOTE:
LOCATION OF UNDERGROUND STRUCTURES AS SHOWN ARE BASED ON THE BEST INFORMATION AVAILABLE. BUT NO GUARANTEE IS GIVEN THAT ALL EXISTING UTILITIES ARE SHOWN OR THAT THE GIVEN LOCATIONS ARE EXACT. CONFIRMATION OF EXISTENCE AND EXACT LOCATION OF ALL SERVICES MUST BE OBTAINED FROM THE INDIVIDUAL UTILITIES BEFORE PROCEEDING WITH CONSTRUCTION.

BM -
ELEV -

NO.	REVISIONS	YY/MM/DD	BY
0	ISSUED FOR CONSTRUCTION	10/04/21	DID

AECOM

This drawing has been prepared for the use of AECOM's client and may not be used, reproduced or relied upon by third parties, except as agreed by AECOM and its client, as required by law or for use by governmental reviewing agencies. AECOM accepts no responsibility, and denies any liability whatsoever, to any party that modifies this drawing without AECOM's express written consent. Do not scale this document. All measurements must be obtained from stated dimensions.

DESIGNED BY	RPB	CHECKED BY	WRJ
DRAWN BY	KLC	APPROVED BY	TGS
HOR. SCALE	AS SHOWN	RELEASED FOR CONSTRUCTION	
VERT. SCALE	AS SHOWN		
DATE	10/04/21	DATE	April 19, 2010

PROFESSIONAL'S SEAL
PROVINCE OF MANITOBA
April 19/10
R. P. BRUCE
REGISTERED PROFESSIONAL ENGINEER

CONSULTANT DRAWING NO.
0265-411-00_04-CT3037_RX.dwg

Winnipeg

THE CITY OF WINNIPEG
PUBLIC WORKS DEPARTMENT
ENGINEERING DIVISION

INKSTER BOULEVARD WIDENING PROJECT
430m WEST OF OAK POINT HIGHWAY TO BROOKSIDE BOULEVARD
CROSS SECTIONS
J, K & L

CITY DRAWING NUMBER P-3301-105
SHEET 73 OF 82
DRAWING No. 2-14
REV 0

A1 SIZE 23.4" x 33.1" (594mm x 841mm)
PLOT: 10/04/16 4:18:44 PM
AECOM FILE NAME: 0265-411-00_04-CT3037_RX.dwg Saved By: doszpodd