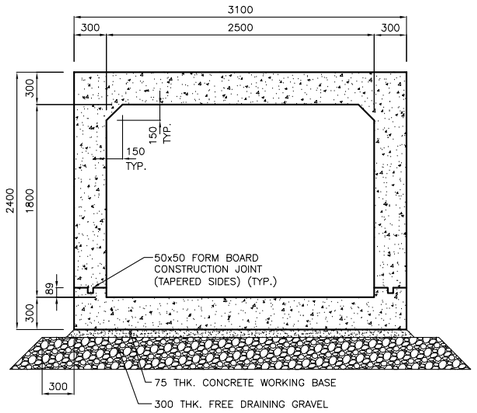

A 7 8 TYP. SECTION 1:25

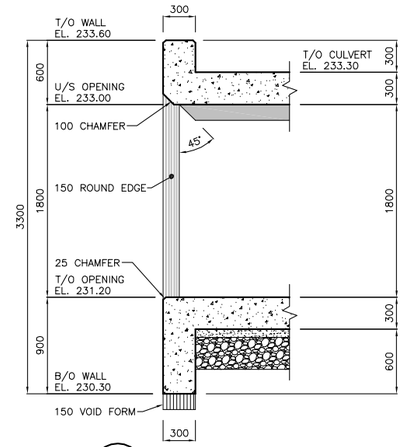

B 7 8 SECTION 1:25

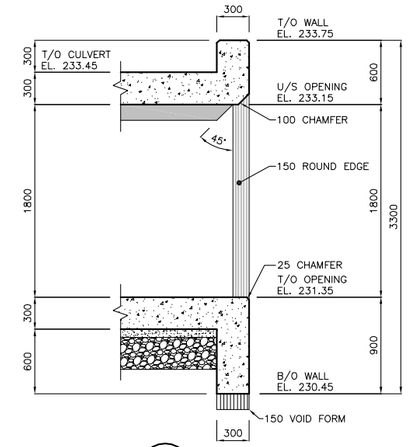

C 7 8 SECTION 1:25

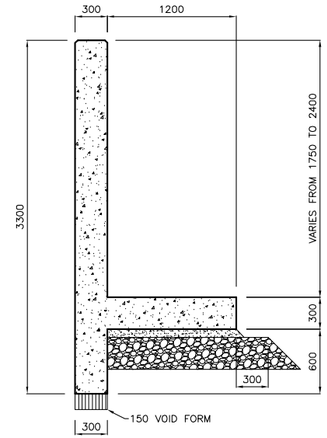

D 7 8 TYP. WINGWALL SECTION 1:25

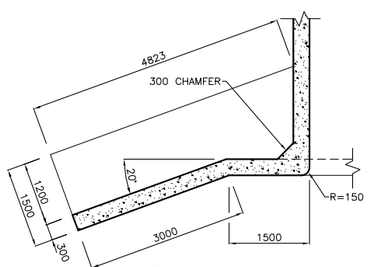

E 7 8 SECTION 1:50

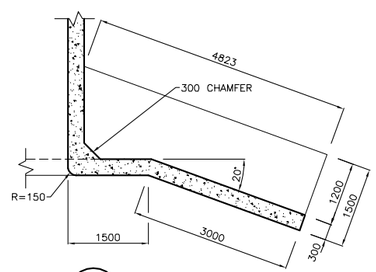

F 7 8 SECTION 1:50

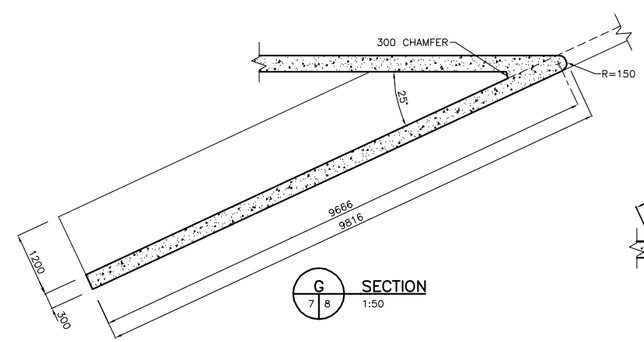

G 7 8 SECTION 1:50

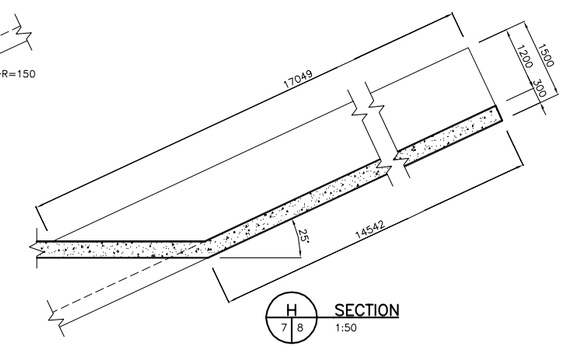

H 7 8 SECTION 1:50

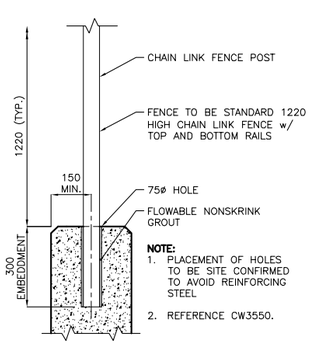

NOTE:
1. PLACEMENT OF HOLES TO BE SITE CONFIRMED TO AVOID REINFORCING STEEL
2. REFERENCE CW3550.

J 7 8 FENCE SECTION 1:10

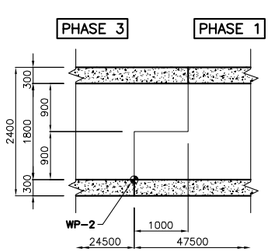

K 7 8 CULVERT SPLICE CONNECTION SECTION 1:50

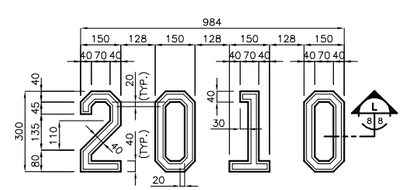

1 7 8 DETAIL 1:10

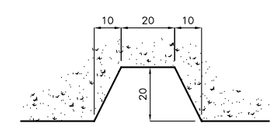

L 8 8 SECTION 1:1

APEGM
Certificate of Authorization
Stantec Consulting Ltd.
No. 1301 Date:_____

LOCATION APPROVED
UNDERGROUND STRUCTURES

SUPV. U/G STRUCTURES COMMITTEE DATE

NOTE:
LOCATION OF UNDERGROUND STRUCTURES AS SHOWN ARE BASED ON THE BEST INFORMATION AVAILABLE BUT NO GUARANTEE IS GIVEN THAT ALL EXISTING UTILITIES ARE SHOWN OR THAT THE GIVEN LOCATIONS ARE EXACT. CONFIRMATION OF EXISTENCE AND EXACT LOCATION OF ALL SERVICES MUST BE OBTAINED FROM THE INDIVIDUAL UTILITIES BEFORE PROCEEDING WITH CONSTRUCTION.

B.M. ELEV.

NO.	REVISIONS	DATE	BY
2	ISSUED FOR TENDER	10.01.06	J.M.B.
1	SUBMITTED FOR 90% REVIEW	09.12.11	M.L.T.

Stantec Consulting Ltd.
905 Waverley Street, Winnipeg, Manitoba
Tel 204-489-5900 Fax 204-453-9012

DESIGNED BY	M.L.T.	CHECKED BY	K.S.A.
DRAWN BY	J.M.B. / J.M.M.	APPROVED BY	M.L.T.
SCALE:	AS SHOWN	RELEASED FOR CONSTRUCTION:	
DATE	09.12.11	DATE	

ENGINEER'S SEAL

CONSULTANT DRAWING NO. S-102

THE CITY OF WINNIPEG
PUBLIC WORKS DEPARTMENT
ENGINEERING DIVISION

GUNN ROAD RECONSTRUCTION

CORDITE DITCH CULVERT REPLACEMENT
AT DAY STREET AND GUNN ROAD
CONCRETE SECTIONS & DETAILS

SHEET 8 OF 16
CAD FILE DRAWING NUMBER 05170s-102-726.dwg
CITY DRAWING NUMBER C365-10-08

V:\1137\active\113705170\drawing\402_design\sheet_files\contract_1\05170s-102-726.dwg
2010-01-07 10:01AM By: jbeamsorts