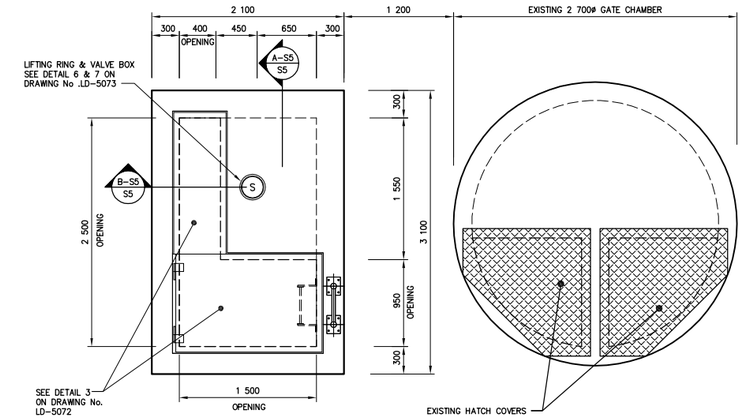

ROOF PLAN
1:30

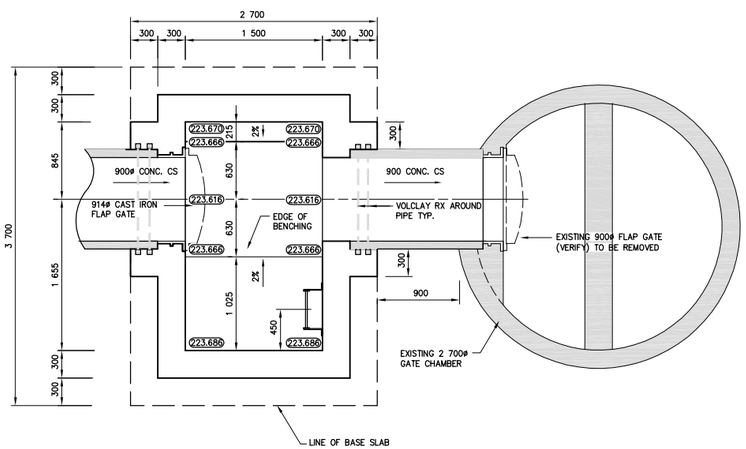

SECTION C-S5 S5
1:30

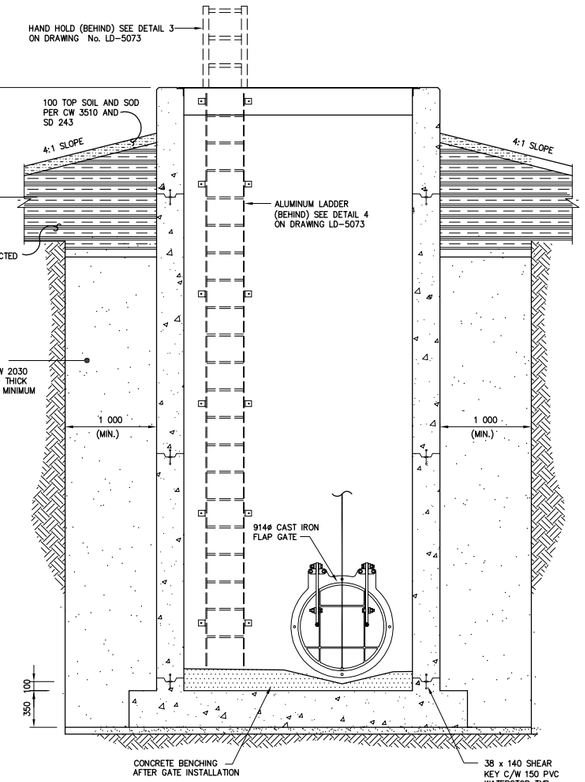

SECTION A-S5 S5
1:30

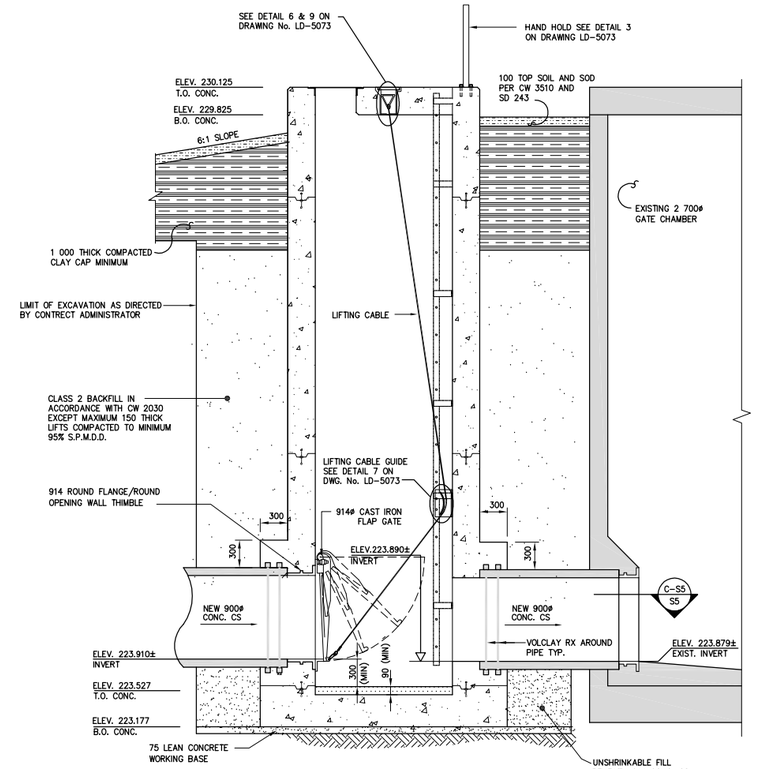

SECTION B-S5 S5
1:30

NOTE:
1. CONTRACTOR SHALL CONFIRM ACTUAL PIPE INVERT AND NOTIFY CONTRACT ADMINISTRATOR OF ANY DISCREPANCY WITH THE INVERTS SHOWN. CONTRACTOR TO CONTACT CITY OF WINNIPEG, WATER AND WASTE DEPARTMENT, FOR CURRENT GROUNDWATER ELEVATION.
2. THE CONTRACTOR'S ENGINEER SHALL ENSURE THAT THE EXISTING MANHOLE CHAMBER IS BRACED DURING CONSTRUCTION TO PREVENT OVERTURNING/MOVEMENT.

A-B
C
A = DETAIL/SECTION No.
B = DRAWING WHERE SHOWN
C = DRAWING WHERE TAKEN

APEGM
Certificate of Authorization
MMM Group Limited
No. 4531 Date: AUG.27,2008

1:30 0.0 0.5 1.0 2.0 3.0

METRIC
WHOLE NUMBERS INDICATE MILLIMETRES
DECIMALIZED NUMBERS INDICATE METRES

NOTE:
These design documents are prepared solely for the use by the party with whom the design professional has entered into a contract and there are no representations of any kind made by the design professional to any party with whom the design professional has not entered into a contract.

NO.	REVISIONS	DATE	BY
0	ISSUED FOR TENDER	08.08.27	GK

MMM GROUP
MMM Group Limited
Suite 111-93 Lombard Ave,
Winnipeg, MB R3B 3B1
t. 204.943.3176
f. 204.943.4948
www.mmm.ca

DESIGNED BY	DM	CHECKED BY	GK
DRAWN BY	RCS	APPROVED BY	JPL
HOR. SCALE / VERTICAL	AS SHOWN	RELEASED FOR CONSTRUCTION	
DATE		DATE	08 08 27

ENGINEER'S SEAL
PROVINCE OF MANITOBA
G. M. KING
Aug 27, 2008
Member
24806
REGISTERED PROFESSIONAL ENGINEER

BID OPPORTUNITY 629-2008
PLOT DATE: 08 08 27

Winnipeg
THE CITY OF WINNIPEG
WATER AND WASTE DEPARTMENT

2008 OUTFALL GATE CHAMBER CONSTRUCTION AND UPGRADES
WILDWOOD STREET
CS OUTFALL GATE CHAMBER
CONCRETE DETAILS

CONSULTANT DRAWING NUMBER 42012-S5
SHEET 8 OF 11
CITY DRAWING NUMBER LD-5070

Aug 28, 2008 - 9:47am
P:\42000 - 42099\42012 2008 Outfall Gate Chamber Construction and Upgrades\Drawings\Wildwood\42012 Wildwood S5 Conc & S6 Reinf.dwg -tab:Concrete