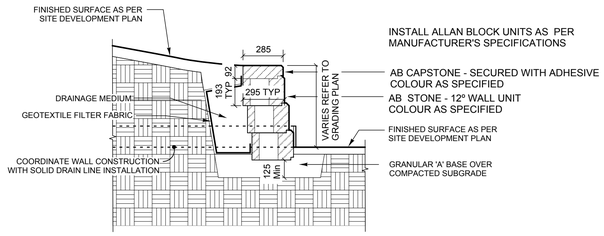

1 / L-5 PRECAST CONCRETE RETAINING WALL

1:20

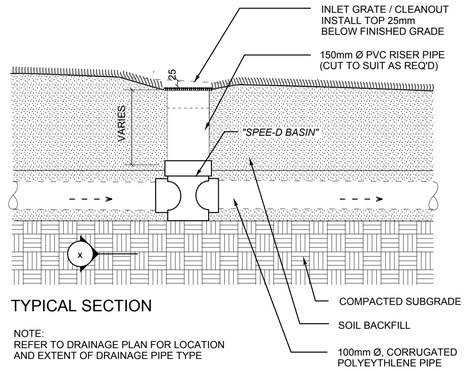

TYPICAL SECTION

NOTE:
REFER TO DRAINAGE PLAN FOR LOCATION AND EXTENT OF DRAINAGE PIPE TYPE

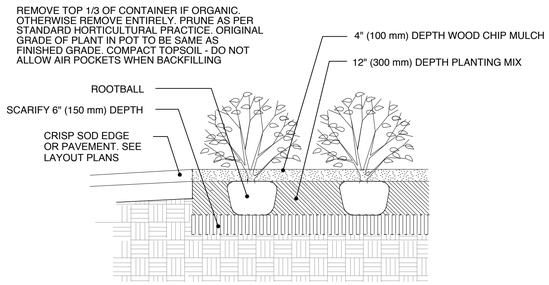

2 / L-5 SHRUB PLANTING

SCALE 1:20

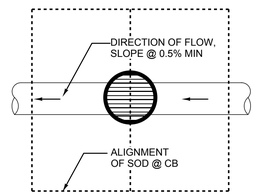

PLAN

NOTES:

INSTALL CB'S WITH SOLID COVERS WHEN USED EXPRESSLY AS CLEANOUTS AT THE HIGH END OF ANY DRAIN LINE.

ONLY INSTALL CB'S W/ THE APPROP. NO. OF OPENINGS TO SUIT THE APPLIPCATION.

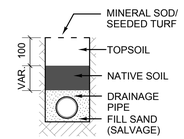

TYPICAL SECTION NTS

4 / L-5 SUBSURFACE DRAINAGE SYSTEM

SCALE 1:10

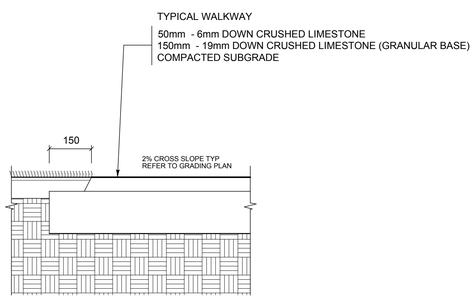

3 / L-5 GRANULAR WALKWAY

1:10

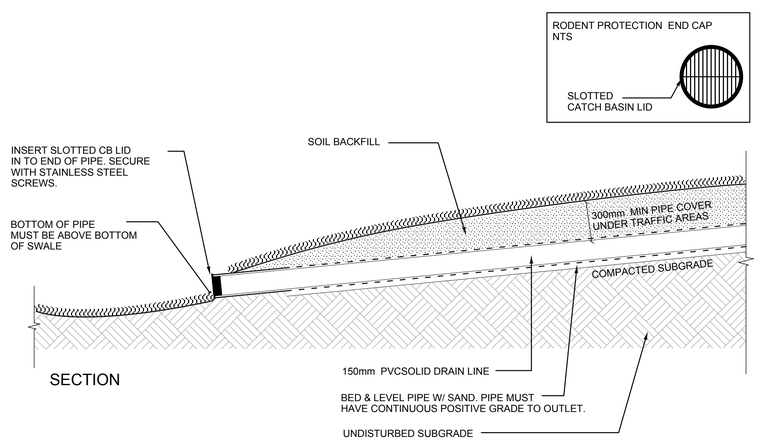

SECTION

5 / L-5 SOLID DRAIN LINE / OUTLET

NTS

LEGEND

HILDERMAN THOMAS FRANK CRAMM

Landscape Architecture • Planning
500 - 115 Bannatyne Avenue East, Winnipeg, MB R3B 0R3
Phone: 204.944.9907 Fax: 204.957.1467

SPECTRUM SKATEPARK CREATIONS LTD.

B.M. ELEV.

NO.	REVISIONS	DATE (YY.MM.DD)	BY

DESIGNED: AB | DRAWN: AB
SCALE: AS SHOWN | APPROVED: GM
ACCEPTED BY:
DATE: JULY 6, 2007

the manitoba association of landscape architects — Glen Mannin — Member No. 61

CONSULTANT PROJECT NO 07 014

Winnipeg

THE CITY OF WINNIPEG
PUBLIC WORKS DEPARTMENT
ENGINEERING DIVISION

FORT GARRY COMMUNITY CENTRE SKATEBOARD PARK

CITY DRAWING NUMBER

SHEET 5 OF 5

SITE DETAILS

L-5

DATE PLOTTED: 7/9/07

07-014 site plan skatepark