D SIZE 22" x 34" (559mm x 864mm)

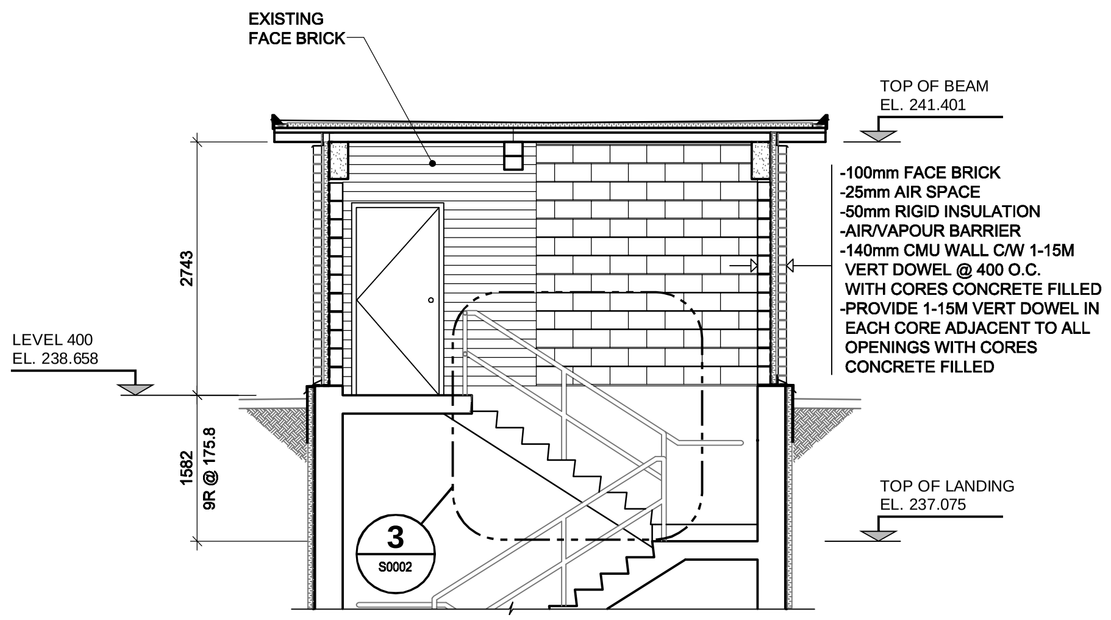

SECTION A

SCALE 1:50

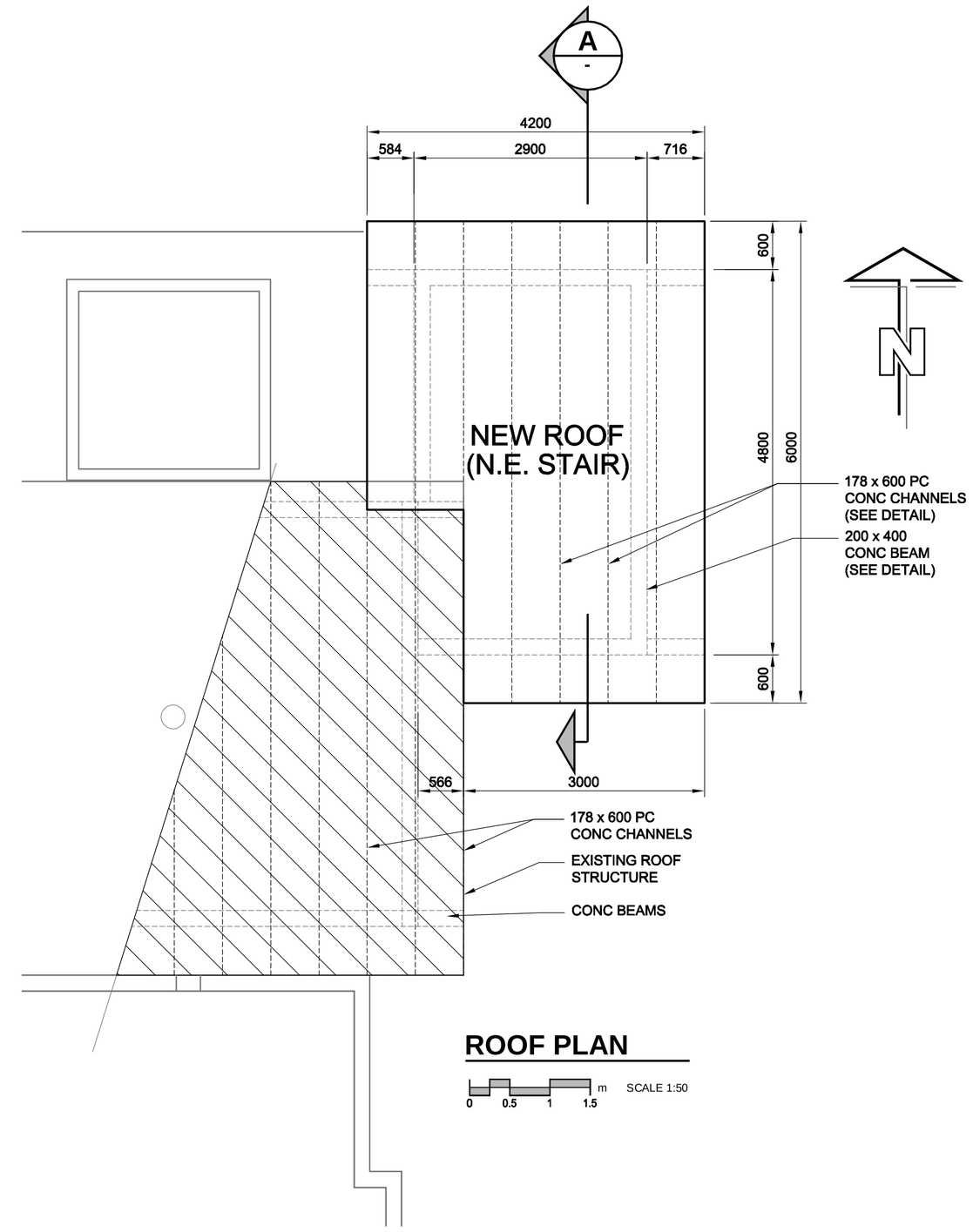

ROOF PLAN

SCALE 1:50

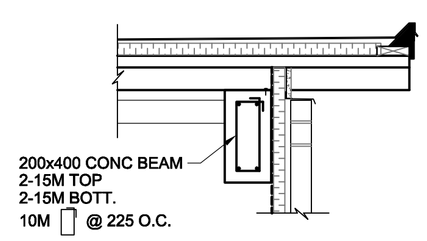

DETAIL 1

SCALE 1:20

200x400 CONCRETE BEAM

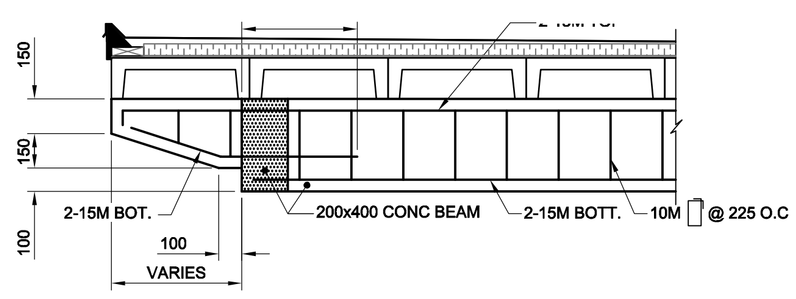

DETAIL 2

SCALE 1:20

200x400 CONCRETE BEAM

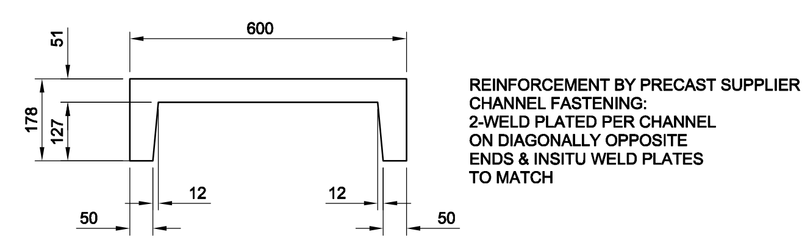

178x600 PC CHANNEL DETAIL

SCALE 1:10

APEGM
Certificate of Authorization
UMA Engineering Ltd. (MB)
No. 256 Date: 07/12/14

MP	CGC	SBB	SBB	BLL
DRN	CHK	DES	ENG	IDR
UMA REVIEW				

NO.	REVISIONS	DATE	BY
B	ISSUED FOR BID	07/12/14	LJV
A	ISSUED FOR 100% REVIEW	09/11/07	KMB

B.M. ELEV.
FIELD BOOK #:
POSTED TO LBIS

UMA | AECOM

© 2007 UMA ENGINEERING LTD. ALL RIGHTS RESERVED.

DESIGNED BY	GEB	CHECKED BY	-----
DRAWN BY	WJd	APPROVED BY	–
HOR. SCALE	AS NOTED	RELEASED FOR CONSTRUCTION	
VERTICAL	AS NOTED		
DATE	07/09/12	DATE	

FILENAME: D265-202-02_02-S-0014_RX.dwg

ENGINEER'S SEAL

ISSUE / REVISION
ISSUED FOR BID
WAS SEALED BY
BARRY BISWANGER
AND DATED
07/12/14

Winnipeg
THE CITY OF WINNIPEG
WATER AND WASTE DEPARTMENT

PERIMETER ROAD PUMPING STATION UPGRADES
Contract B - Building Upgrades

Structural - East Stair
ROOF PLAN, SECTIONS & DETAILS

CITY DRAWING NUMBER	SHEET	REV.	SIZE
1-0111L-S0009	001	B	D

PLOT: 07/12/18 3:37:58 PM
UMA FILE NAME: D265-202-02_02-S-0014_RX.dwg Saved By: mpetrasanta