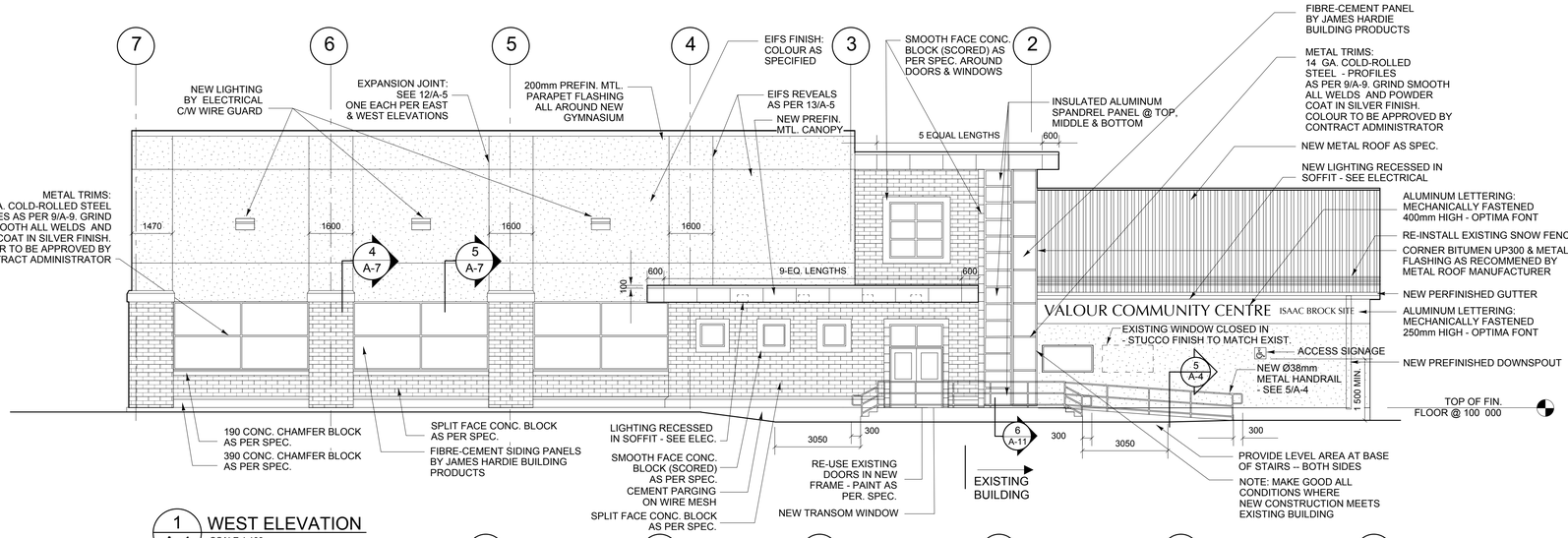

1 A-4 WEST ELEVATION
SCALE 1:100

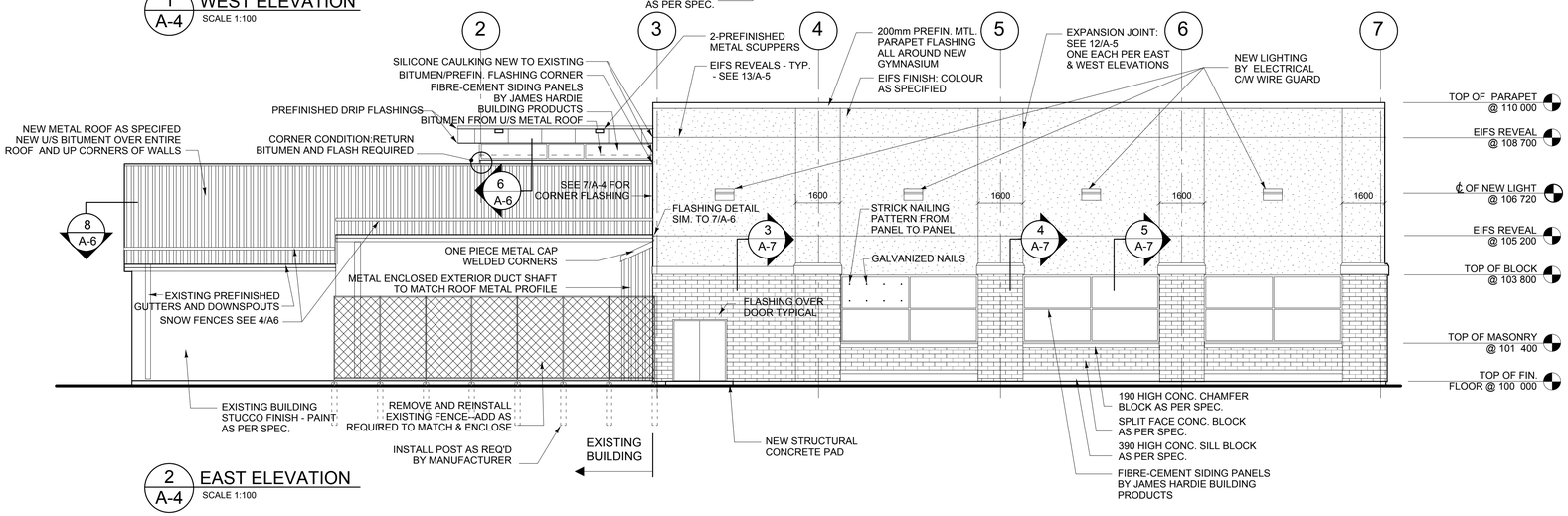

2 A-4 EAST ELEVATION
SCALE 1:100

WINDOW TYPES & SIZES

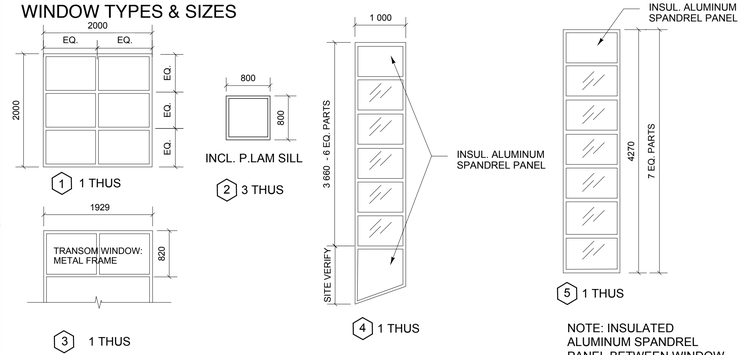

WINDOW NOTES:

1. ALL WINDOWS SHOWN ARE COMMERCIAL GRADE, ALUMINUM EXTRUSION TYPE WINDOWS UNLESS NOTED OTHERWISE.
2. ALL WINDOWS SHALL BE A DRYWALL RETURN FINISH. DRYWALL SHALL FIT INTO 'J' MOLDS ATTACHED TO THE WINDOW EXTRUSIONS.
3. INSTALL PLASTIC LAM SILLS ON THE INSIDE AT BOTTOM OF WINDOW ONLY FOR WINDOWS AS INDICATED. THE PLASTIC LAM SILLS: SHALL EXTEND 38mm PAST THE FACE AND SIDES OF DRYWALL FINISH. INCLUDE UNDERSIDE BACKERBOARD TO SILL.
4. THE EXTERIOR FINISH OF ALUMINUM WINDOW FRAMES SHALL BE AS SELECTED BY CONTRACT ADMINISTRATOR.
5. WINDOWS SHALL BE DOUBLE GLAZED HERMETICALLY SEALED 'LOW-E' COATED UNITS OR AS APPROVED BY CONTRACT ADMINISTRATOR.
6. WINDOW PROFILES ARE SHOWN FROM THE OUTSIDE.
7. WINDOW DIMENSIONS SHOWN ARE ACTUAL UNIT SIZE. INCREASE FOR ROUGH WINDOW OPENING.
8. REVIEW PLANS, ELEVATIONS & SECTIONS FOR WINDOW LOCATIONS.
9. FOR MASONRY VENEER CONDITIONS ADD 13mm x 50mm PLYWOOD SHIM ALL AROUND ROUGH OPENING ON TOP OF EXTERIOR SHEATHING.
10. WINDOW PROTECTION SHALL BE APPLIED TO ALL EXTERIOR WINDOW FRAMES: ALUMINUM "SULL SASH" C/W 6mm LEXAN GLAZING. EACH SHALL BE MECHANICALLY FASTENED (400mm MAX. SPACING) TO ALUMINUM WINDOW FRAMES.
11. INSULATED SPANDREL PANELS TO BE MANUFACTURED INTEGRAL WITH WINDOWS FRAMES: 2mm PANEL THICKNESS ADHESIVELY APPLIED TO 19mm PLYWOOD BACKING.

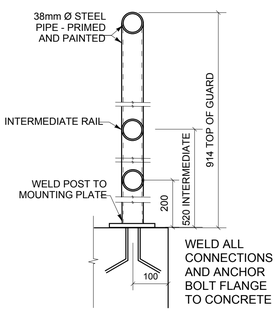

5 A-4 GUARD/HANDRAIL DETAIL
SCALE: 1:5

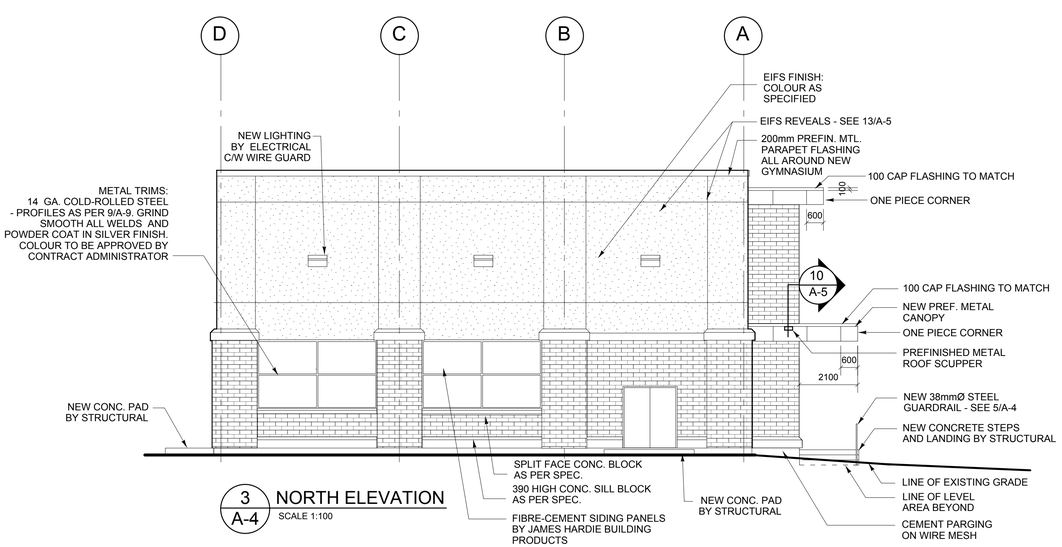

3 A-4 NORTH ELEVATION
SCALE 1:100

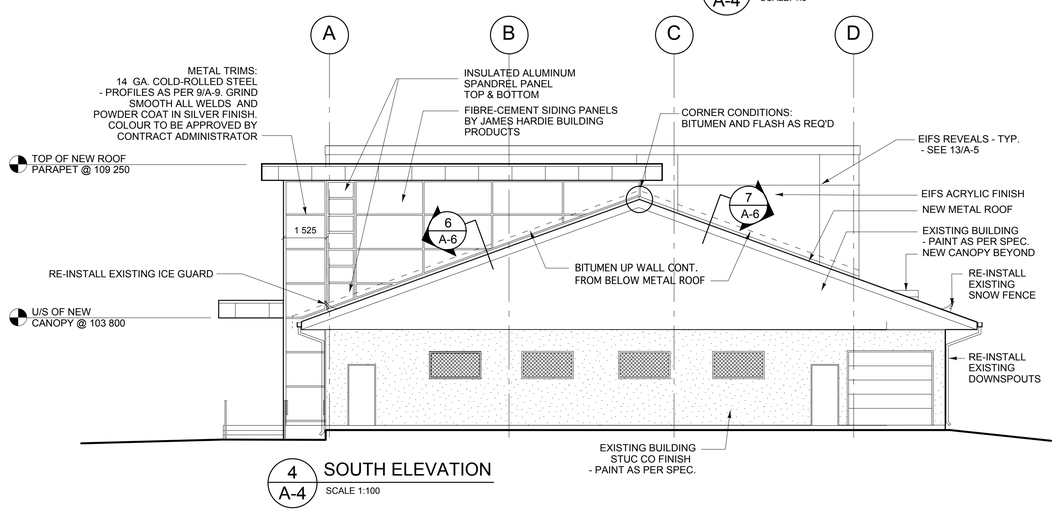

4 A-4 SOUTH ELEVATION
SCALE 1:100

revisions

This drawing must not be scaled.

The general Contractor must verify all dimensions, datums and levels prior to commencement of work. All errors and omissions must be reported immediately to the Architect.

Variations and modifications to work shown on this drawing shall not be carried out without written permission from the Architect.

This drawing is the exclusive property of the Architect and cannot be reproduced without written permission of the Architect. Reproduction must bear the name of the Architect. Copyright © 2007.

seals

engineers

architect

HAROLD FUNK ARCHITECT INC.
401-55 Donald Street Winnipeg MB R3C 1L8
Tel. (204) 943-5087 Fax (204) 949-9231

project

VALOUR COMMUNITY CENTRE GYMNASIUM ADDITION AND RENOVATIONS

715 Telfer St. North, Winnipeg, Manitoba

sheet title

BUILDING ELEVATIONS

project no. 06 1288
scale AS SHOWN
drawn by B.P.
approved by H.F
date 14 November 2007

sheet no.

A-4