SHEET: COW-A1 (03/2005)

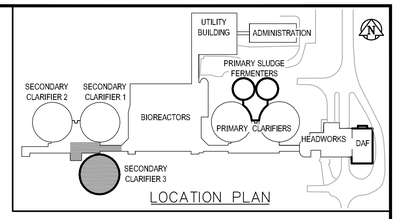


LOCATION PLAN

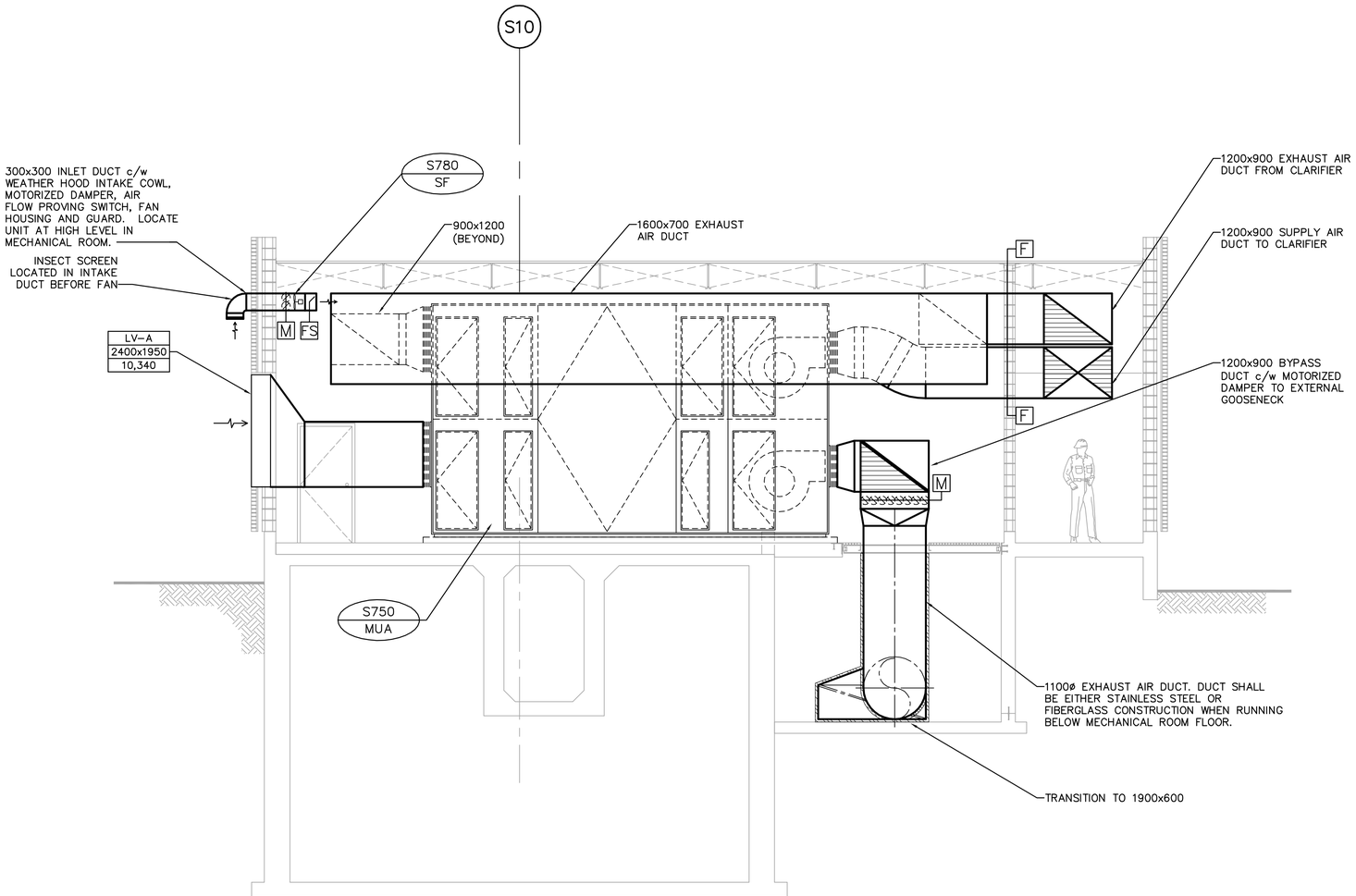


1 / SM3.02 SECTION – MECHANICAL ROOM
SCALE 1:50

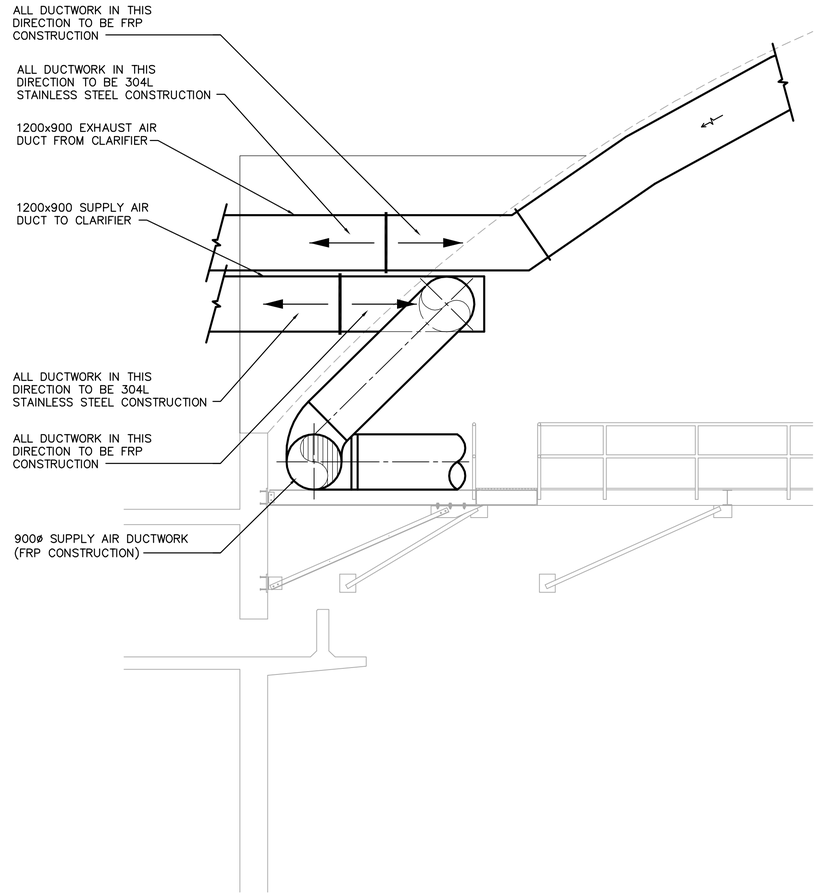


2 / SM3.02 SECTION – SECONDARY CLARIFIER DUCT ENTRANCE
SCALE 1:50

## GENERAL NOTES

1. COORDINATE WITH OTHER TRADES SO AS TO PREVENT CONFLICTS.
2. ALL DUCTWORK SHALL BE SUPPORTED AND SUSPENDED AS PER SPECIFICATIONS AND LOCAL CODES. (SEE DETAILS)
3. ALL DUCTWORK IN MECHANICAL ROOM TO BE STAINLESS STEEL.

APEGM
Certificate of Authorization
Earth Tech Canada Inc.
No. 730 Expiry: April 30, 2006

B.M.
ELEV.

| NO. | REVISIONS | DATE | BY |
|---|---|---|---|
| 00 | ISSUED FOR TENDER | 06/04/26 | DC |

EarthTech
A Tyco International Ltd. Company

DESIGNED BY AB
CHECKED BY PVL
DRAWN BY DL
APPROVED BY JEH
HOR. SCALE: AS NOTED
VERTICAL SCALE:
RELEASED FOR CONSTRUCTION BY: J. VEILLEUX
DATE 2006/01/02
DATE 2006/04/26

ENGINEER'S SEAL
ORIGINAL SIGNED BY
A. BURACHYNSKY
2006/04/26

CONSULTANT DRAWING NO.
SM5.01

Winnipeg
THE CITY OF WINNIPEG
WATER AND WASTE DEPARTMENT
ENGINEERING DIVISION

WEWPCC
BIOLOGICAL NUTRIENT REMOVAL UPGRADE
CONTRACT 3

MECHANICAL
AREA S – SECONDARY CLARIFIER 3
SECTIONS

CITY FILE NUMBER
SHEET OF
CITY DRAWING NUMBER

04/26/06 04:27pm lijun.wang L:\work\76000\76063\02a-CAD\MEC\CONTR\Secondary-clarifier\SM5.01.dwg Layout: SM5.01