SHEET: COW-A1 (03/2005)

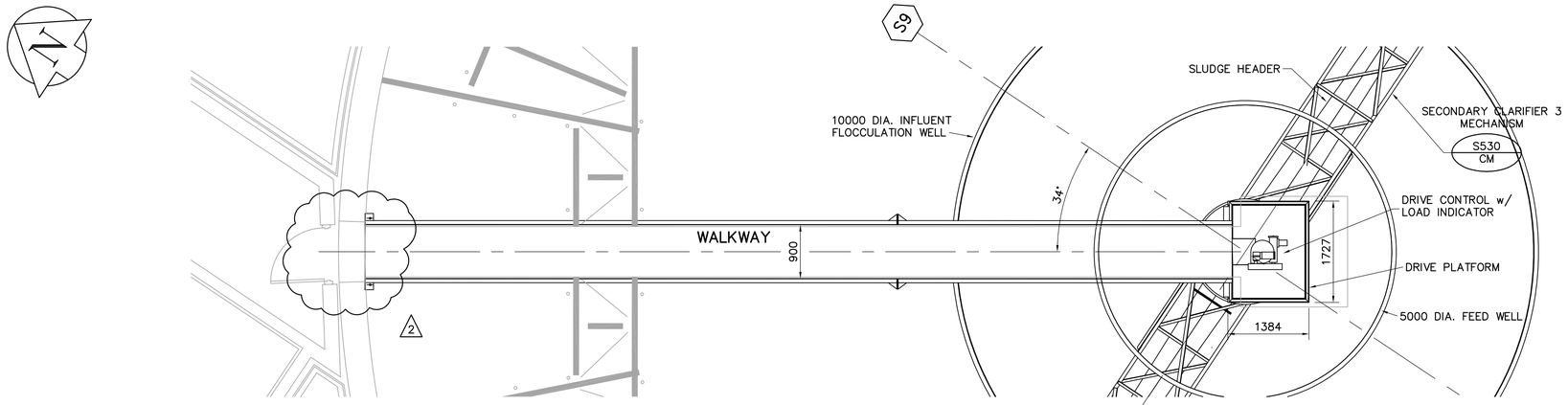

– SP2.01 **WALKWAY PLAN** 1:50

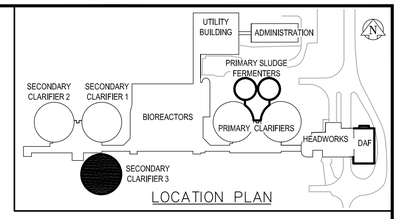

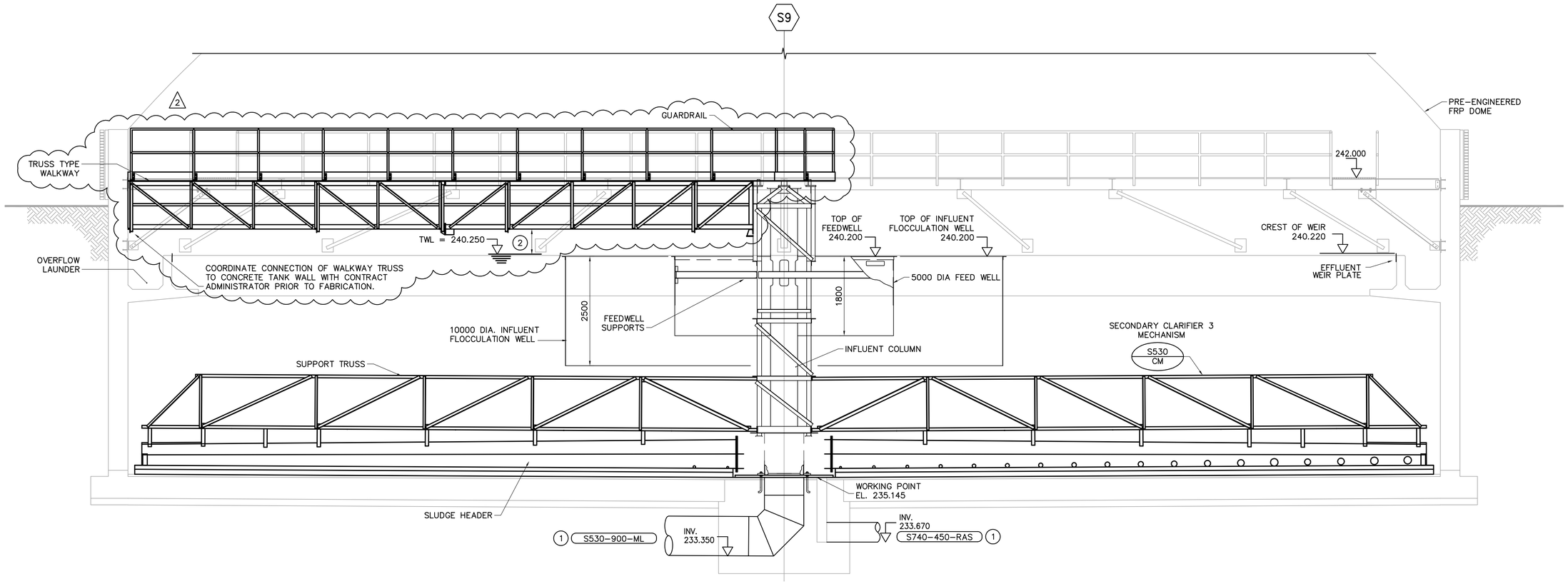

1 SP2.01 **SECTION** 1:50

DRAWING NOTES

1. REFER TO DRAWING SP2.08 FOR PIPING DETAILS.
2. PROVIDE MINIMUM 300 CLEARANCE BETWEEN TOP WATER LEVEL AND UNDERSIDE OF TRUSS BOTTOM CHORD. (2)

GENERAL NOTES

1. CONTRACTOR TO CONFIRM EXISTING PIPE AND EQUIPMENT DIMENSIONS AND LOCATIONS PRIOR TO CONSTRUCTION.

APEGM
Certificate of Authorization
Earth Tech Canada Inc.
No. 730 Expiry: April 30, 2006

B.M. ELEV.

NO.	REVISIONS	DATE	BY
02	21-2006 ADDENDUM 10	06/07/17	SRP
01	21-2006 ADDENDUM 3	06/05/19	PAL
00	ISSUED FOR TENDER	06/04/26	SRP

EarthTech
A Tyco International Ltd. Company

DESIGNED BY	KS	CHECKED BY	KM
DRAWN BY	PJY	APPROVED BY	JEH
HOR. SCALE:	AS NOTED	RELEASED FOR CONSTRUCTION BY:	J. VEILLEUX
VERTICAL SCALE:			
DATE	2005/10/06	DATE	2006/04/26

ENGINEER'S SEAL
ORIGINAL SIGNED BY
J.E. HUTCHISON
2006/04/26

CONSULTANT DRAWING NO.
SP2.07

Winnipeg
THE CITY OF WINNIPEG
WATER AND WASTE DEPARTMENT
ENGINEERING DIVISION

WEWPCC
BIOLOGICAL NUTRIENT REMOVAL UPGRADE
CONTRACT 3

PROCESS
AREA S – SECONDARY CLARIFIER 3
SECTION

CITY FILE NUMBER
SHEET OF
CITY DRAWING NUMBER