SHEET: COW-A1 (05/2005)

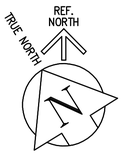

NOTES:

1. ALL 120V AND 208V LOADS ARE FEED FROM LP-M11.
2. EMERGENCY LIGHTING EM-X-1, -2 ETC ARE FEED FROM BATTERY PACK EM-X.
3. MOUNT TYPE A LUMINAIRE AT 2.4m ABOVE PLATFORM.

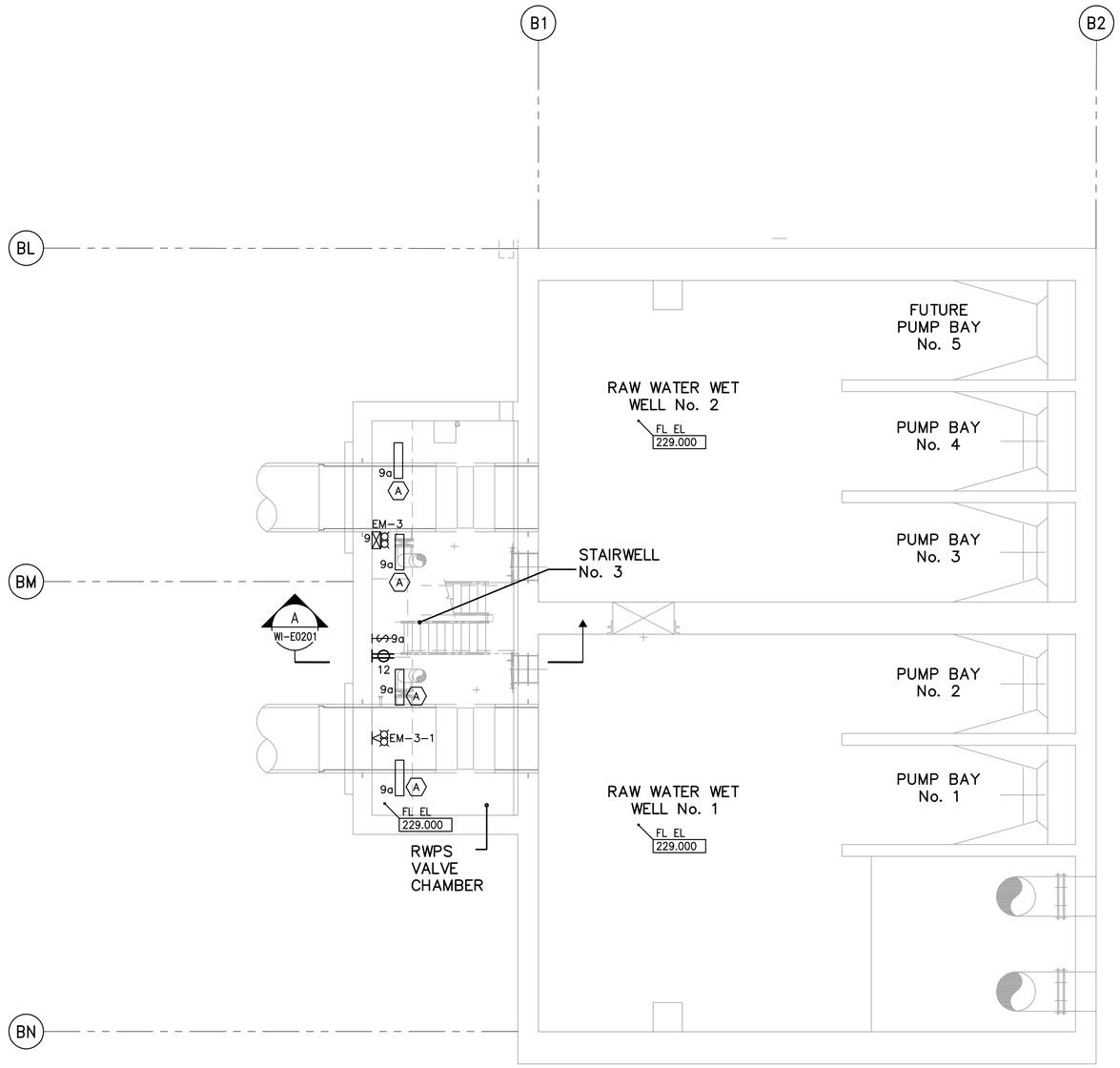

LOWER LEVEL POWER AND LIGHTING PLAN

1:100

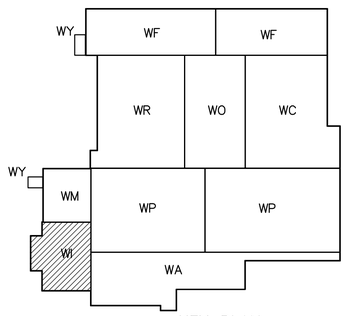

KEY PLAN

SCALE 1:100 METRES 0 2 4 6 8 10

SCALE 1:1 MILLIMETRES 0 20 40 60 80 100

APEGM
Certificate of Authorization
CH2M HILL Canada Ltd.
No. 1441 Expiry: April 30, 2006

B.M.
ELEV.

NO.	REVISIONS	DATE	BY
00	ISSUED FOR TENDER	06/03/29	LL

CH2MHILL
Frederickson Cooper ARCHITECTS
EarthTech A Tyco International Ltd. Company

DESIGNED BY	JT	CHECKED BY	ND
DRAWN BY	KJ	APPROVED BY	AHL
SCALE:	1:100	RELEASED FOR CONSTRUCTION BY:	R. SOROKOWSKI
DATE	2005/07/13	DATE	2006/03/29

ENGINEER'S SEAL
ORIGINAL SIGNED BY
L.D. LLEWELLYN
2006/03/29

CONSULTANT DRAWING NO.
WI-E0103

Winnipeg
THE CITY OF WINNIPEG
WATER AND WASTE DEPARTMENT
ENGINEERING DIVISION

WATER TREATMENT PLANT
INLET WORKS AND RAW WATER PUMPING
MECHANICAL AND ELECTRICAL

ELECTRICAL
RAW WATER PUMP STATION AREA
LOWER LEVEL POWER AND LIGHTING PLAN

CITY FILE NUMBER
SHEET OF
CITY DRAWING NUMBER
1-06011-A-E0103-001-00D

Last Save: 2006-03-26 5:27 PM

P:\EARTHTECH\321352WINNIPEGWTP\NDM\DESIGN\ACAD\DN_WI-E0103_CH2M.DWG