SHEET: COW-A1 (05/2005)

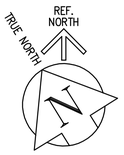

NOTES:

1. SEE MCC 4A & 4B SINGLE LINE DIAGRAMS AND DISTRIBUTION PANEL SCHEDULE DP-F31 FOR 600V POWER DISTRIBUTION
2. SEE DWG WB-E0403 FOR FILTER WIRING DETAILS

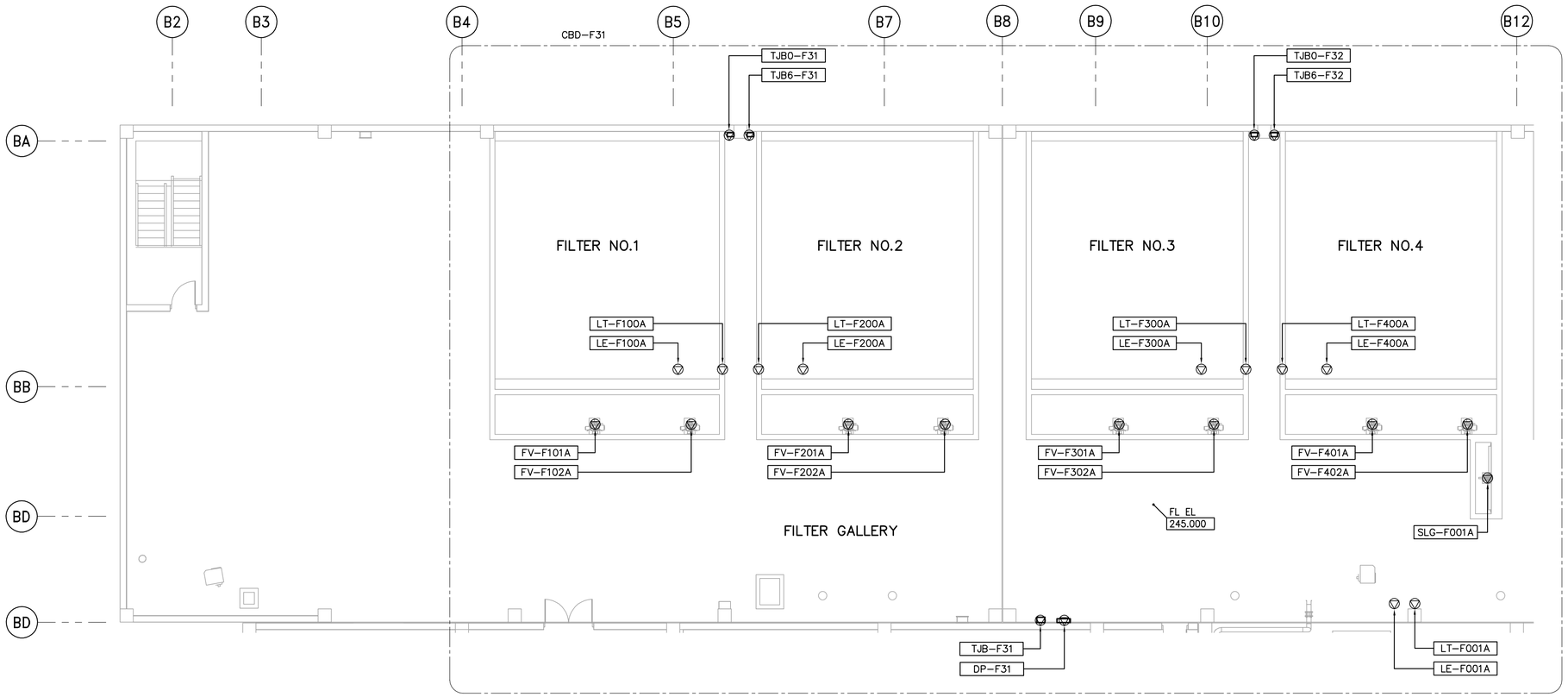

THIRD FLOOR PROCESS PLAN (AREA 1)

1:100

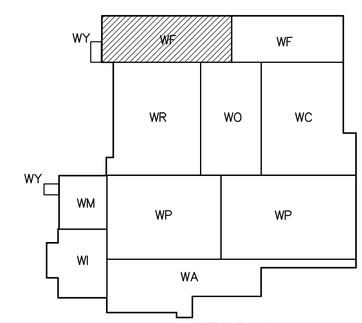

KEY PLAN

SCALE 1:100 METRES 0 2 4 6 8 10

SCALE 1:1 MILLIMETRES 0 20 40 60 80 100

APEGM
Certificate of Authorization
CH2M HILL Canada Ltd.
No. 1441 Expiry: April 30, 2006

B.M.
ELEV.

NO.	REVISIONS	DATE	BY
00	ISSUED FOR TENDER	06/03/29	LL

CH2MHILL
Frederickson Cooper ARCHITECTS
EarthTech A Tyco International Ltd. Company

DESIGNED BY	LL	CHECKED BY	ND
DRAWN BY	PS	APPROVED BY	AHL
SCALE:	1:100	RELEASED FOR CONSTRUCTION BY:	R. SOROKOWSKI
DATE	2005/07/13	DATE	2006/03/29

ENGINEER'S SEAL
ORIGINAL SIGNED BY
L.D. LLEWELLYN
2006/03/29

CONSULTANT DRAWING NO.
WF-E0133

Winnipeg
THE CITY OF WINNIPEG
WATER AND WASTE DEPARTMENT
ENGINEERING DIVISION

WATER TREATMENT PLANT
FILTRATION
MECHANICAL AND ELECTRICAL

ELECTRICAL
FILTRATION AREA 1
THIRD FLOOR PROCESS PLAN

CITY FILE NUMBER
SHEET OF
CITY DRAWING NUMBER
1-0601F-A-E0133-001-00D

Last Save: 2006-03-31 5:04 PM

C:\DOCUMENTS AND SETTINGS\SEVERITT\MY DOCUMENTS\NDMPROJ\321352 - WINNIPEGWTP\DN_WF-E0133_CH2M.DWG