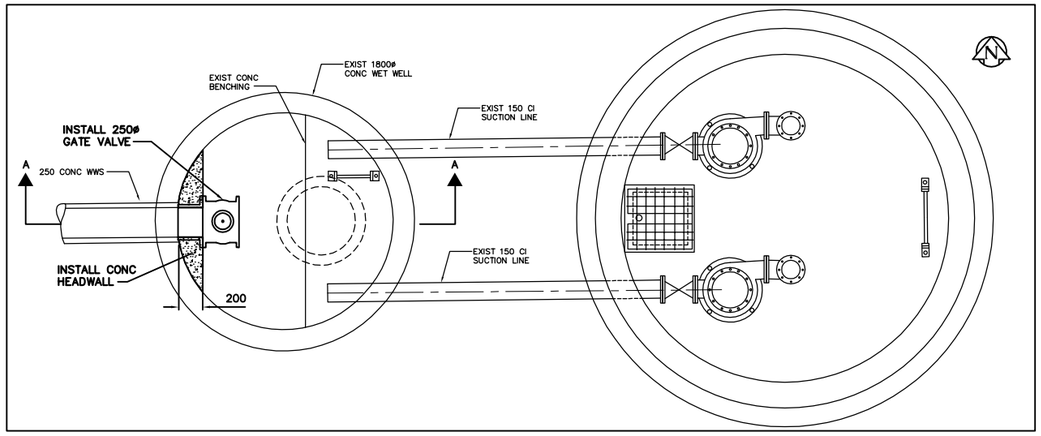

PLAN AT ELEV 228.00

SCALE 1:25

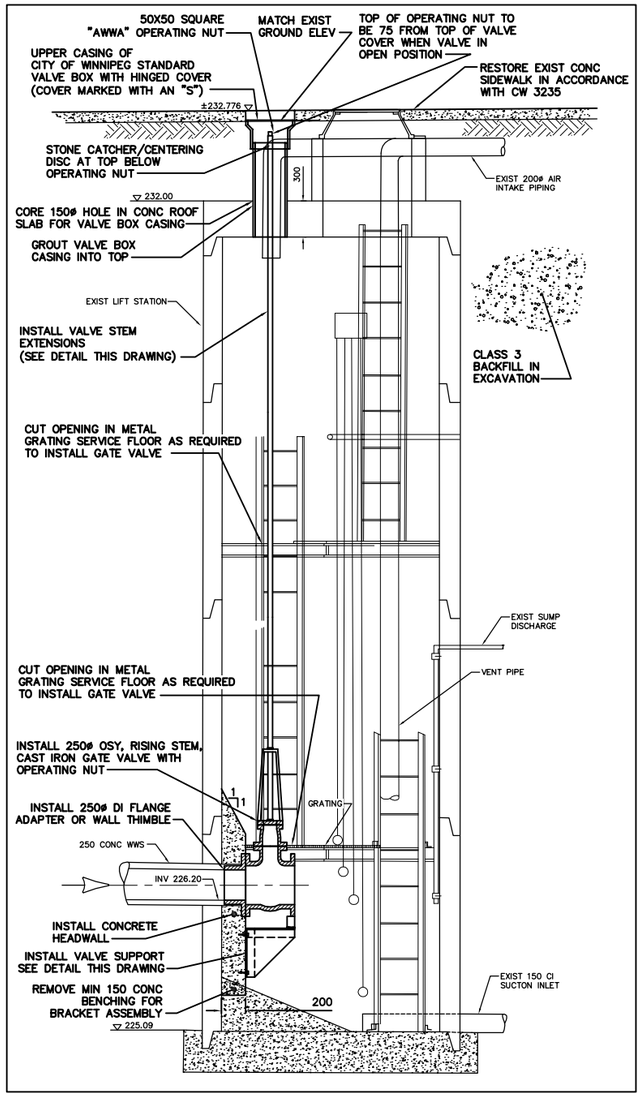

SECTION A–A

SCALE 1:25

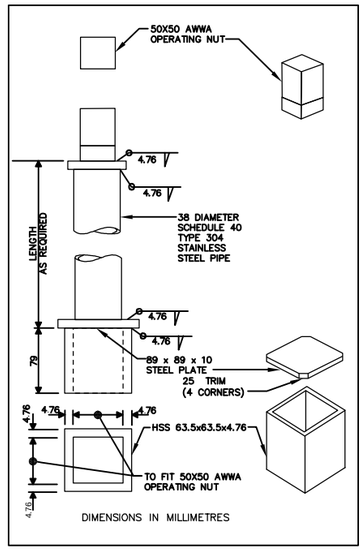

VALVE STEM EXTENSION DETAIL

SCALE N.T.S.

CONSTRUCTION NOTES:

1. ALLOWABLE SHUTDOWN TIME : 3.6 HOURS (APPROXIMATE)
2. CRITICAL BASEMENT ELEVATION: 228.742
3. ALL NUTS, BOLTS, ANCHORS, AND FASTENERS TO BE ASTM A276 TYPE 316 STAINLESS STEEL.
4. ALL STRUCTURAL STEEL TO BE ASTM A240 TYPE 304 STAINLESS STEEL.
5. EXCAVATION TO BE BACKFILLED WITH CLASS 3 OR 5 BACKFILL IN ACCORDANCE CW 2030 AND SD–002.
6. ALL DISTURBED GRASSED AREAS TO BE RESTORED BY SODDING USING IMPORTED TOPSOIL IN ACCORDANCE WITH CW 3510.
7. INSTALL RISER SECTIONS IN ACCORDANCE WITH CW 2130.
8. PROVIDE TEMPORARY PUMPING OF WASTEWATER FLOW DURING CONSTRUCTION.
9. DO NOT REMOVE EXISTING TREES. PROVIDE TREE PROTECTION IN ACCORDANCE WITH SPECIFICATIONS.

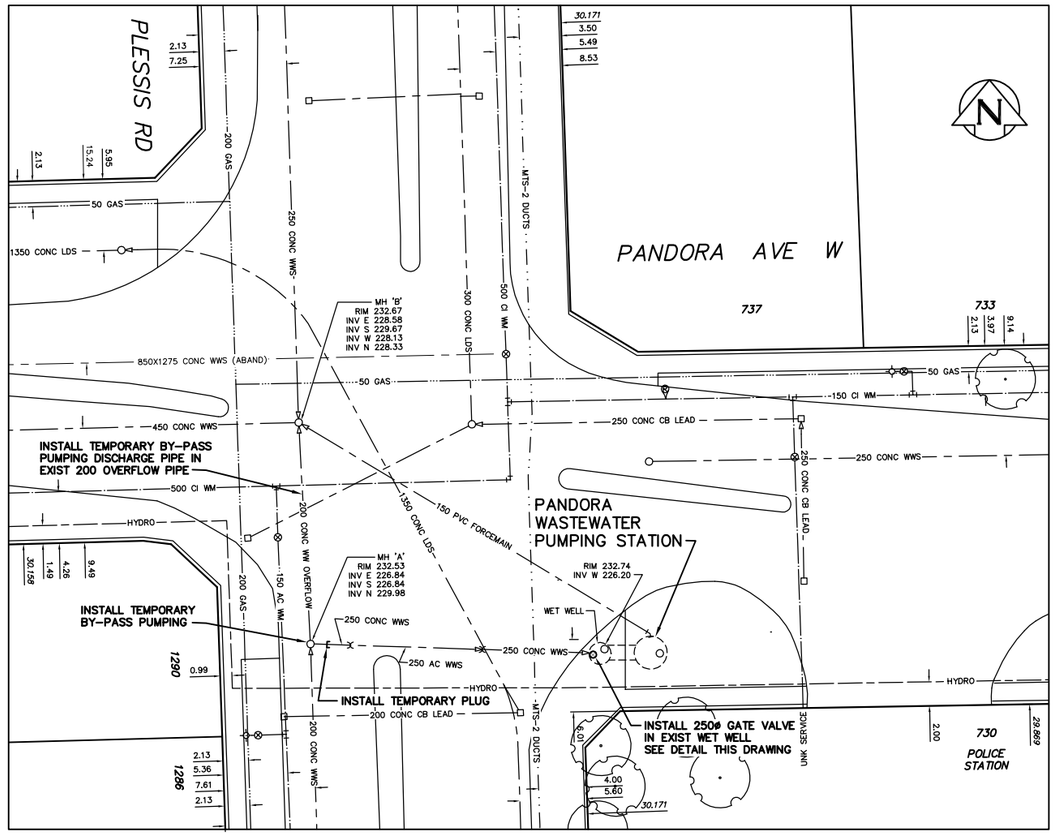

SITE PLAN

SCALE 1:250

0.0 5.0 10.0 15.0 20.0 25.0

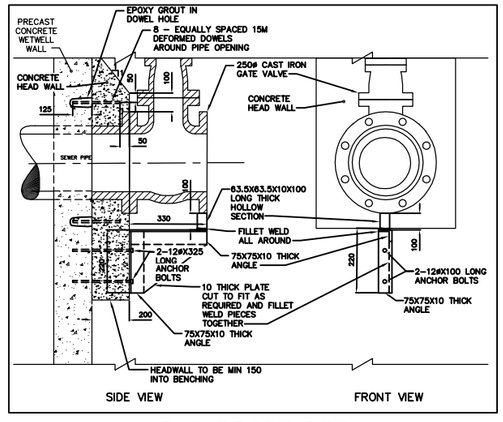

VALVE SUPPORT DETAIL

SCALE N.T.S.

METRIC
WHOLE NUMBERS INDICATE MILLIMETRES
DECIMALIZED NUMBERS INDICATE METRES

WARNING

IF POWER EQUIPMENT OR EXPLOSIVES ARE TO BE USED FOR EXCAVATION ON THIS PROJECT THE CONTRACTOR MUST:
1) NOTIFY THE GAS COMPANY OF THE PROPOSED LOCATION OF EXCAVATION.
2) TAKE PRECAUTION TO AVOID DAMAGE TO GAS COMPANY INSTALLATIONS.

SEE PROVINCIAL REGULATION 210/72 FOR DETAILS

0 500 1000 1500 2000 2500

B.M. 35–024
ELEV. 230.714

NO.	REVISIONS	DATE	BY

CITY OF WINNIPEG
WATER AND WASTE
ENGINEERING DIVISION

DESIGNED BY	DB	CHECKED BY	TW
DRAWN BY	WKT/CJH	APPROVED BY	KZ
SCALE	AS SHOWN	RELEASED FOR CONSTRUCTION	
DATE	2004.12.03	DATE	

ENGINEER'S SEAL

ORIGINAL SIGNED BY K.R. ZUREK 04/12/06

BID OPPORTUNITY: 579–2004
FILENAME: 05528.dwg
PLOT DATE: 2004 12 06

Winnipeg

THE CITY OF WINNIPEG
WATER AND WASTE DEPARTMENT

2004 WASTEWATER PUMPING STATIONS
INLET CONTROL VALVE INSTALLATIONS

PANDORA WASTEWATER PUMPING STATION

SHEET 5 OF 7

05528