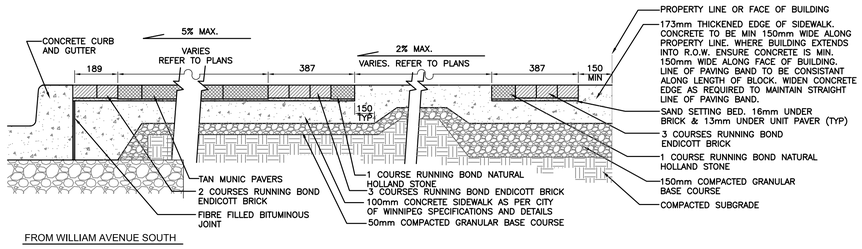

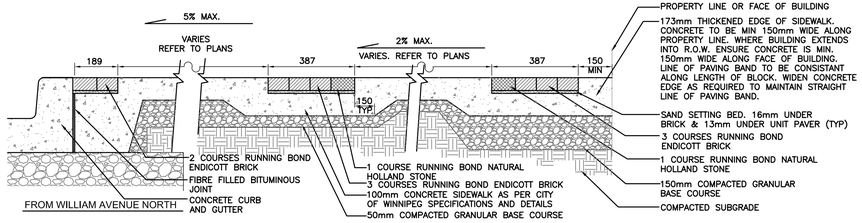

ALL CONSTRUCTION JOINTS TO BE FILLED AND FLUSH WITH SIDEWALK GRADE

ENDICOTT BRICK TO BE 93x194x57mm, MEDIUM IRONSPOT #46

13 CONCRETE SIDEWALK WITH BRICK AND UNIT PAVER INSERT
L1 N.T.S.

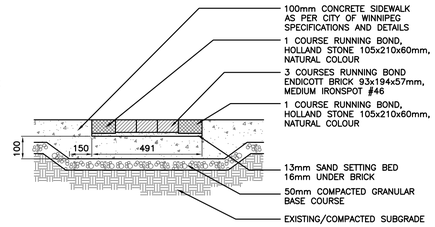

14 BRICK/UNIT PAVER BANDING 491mm WIDTH
L5 N.T.S.

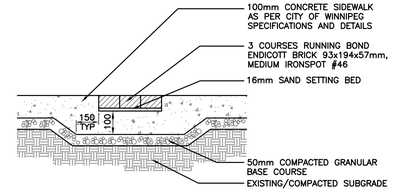

15 BRICK/UNIT PAVER BANDING 283mm WIDTH
L5 N.T.S.

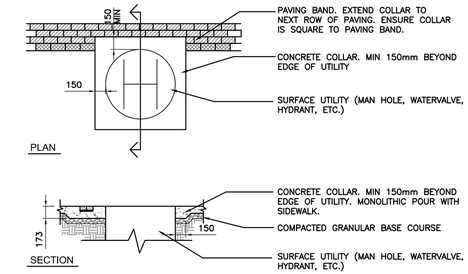

16 TYPICAL COLLAR FOR SURFACE UTILITIES
L1 N.T.S.

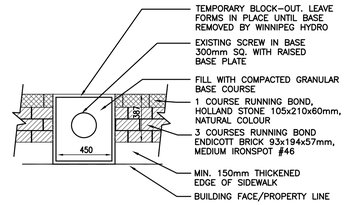

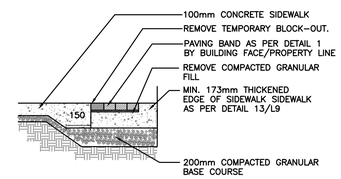

17 PAVING AT TEMPORARY LIGHT LOCATIONS
L1 N.T.S.

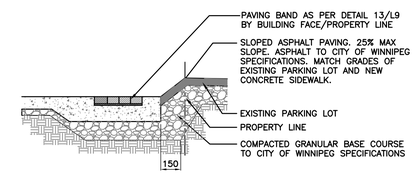

EXISTING ASPHALT TO REMAIN. NEW ASPHALT ONLY IN AREAS AS REQUIRED TO MEET NEW SIDEWALK GRADE.

18 ASPHALT TRANSITION AT PARKING LOT
L1 N.T.S.

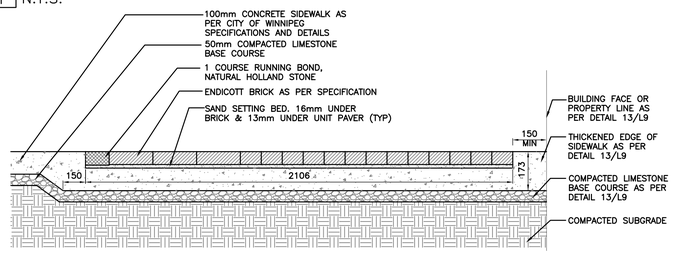

REFER TO DETAIL 6/L8

19 BUILDING ENTRANCE PAVING SECTION
L1 N.T.S.

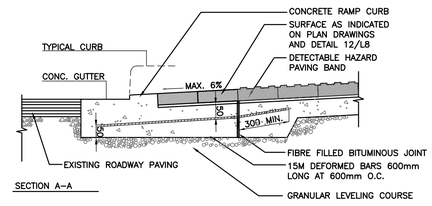

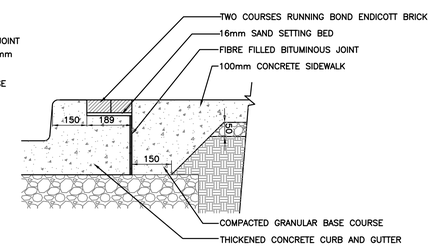

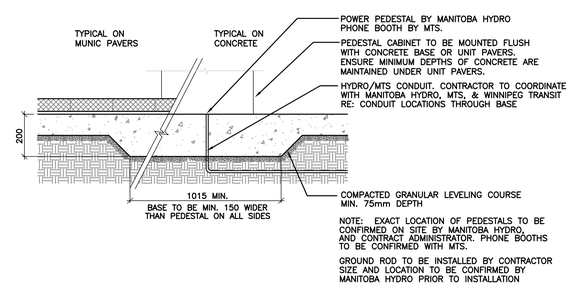

22 MTS/POWER PEDESTAL BASE
L3 N.T.S.

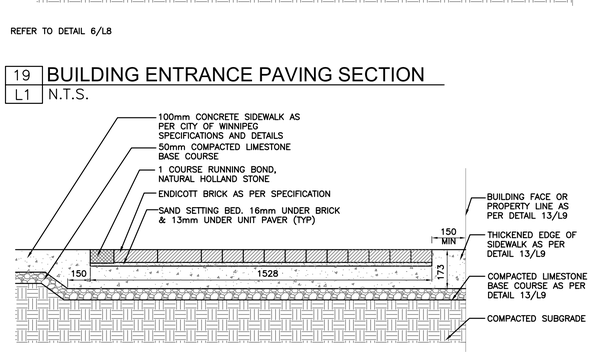

REFER TO DETAIL 7/L8

20 SMALL ENTRANCE PAVING SECTION
L1 N.T.S.

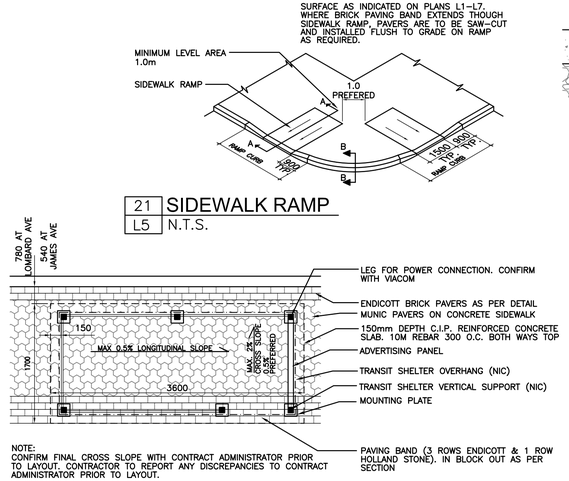

NOTE:
CONFIRM FINAL CROSS SLOPE WITH CONTRACT ADMINISTRATOR PRIOR TO LAYOUT. CONTRACTOR TO REPORT ANY DISCREPANCIES TO CONTRACT ADMINISTRATOR PRIOR TO LAYOUT.

CONTRACTOR TO VERIFY EXACT DIMENSIONS OF SHELTER PRIOR TO LAYOUT. ADJUST BASE ACCORDINGLY.

CONTRACTOR TO COORDINATE WITH WINNIPEG TRANSIT AND VIACOM AS REQUIRED

TRANSIT SHELTER AT JAMES AVENUE DOES NOT HAVE UNIT PAVER ON BASE

24 VIACOM AND TRANSIT SHELTER BASE PLAN
L1 N.T.S.

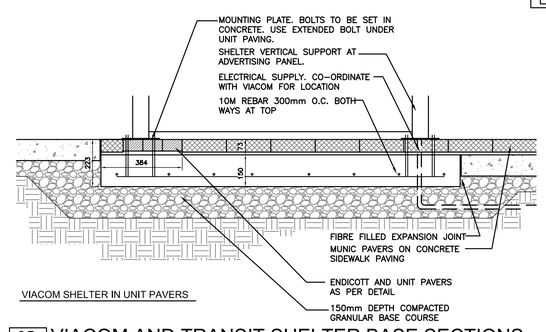

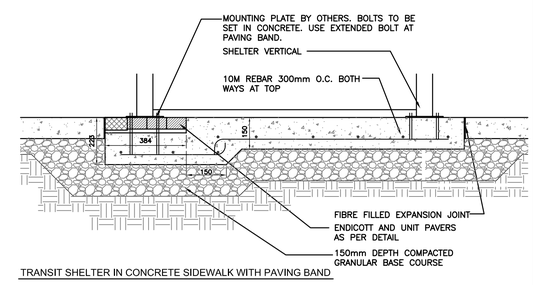

25 VIACOM AND TRANSIT SHELTER BASE SECTIONS
L1 N.T.S.

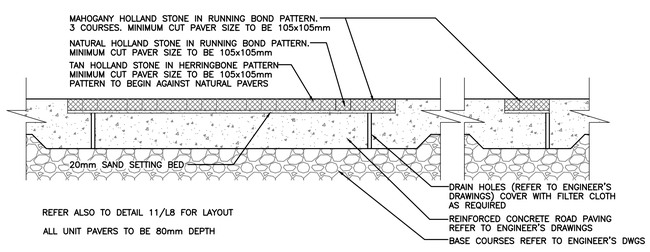

REFER ALSO TO DETAIL 11/L8 FOR LAYOUT

ALL UNIT PAVERS TO BE 80mm DEPTH

23 UNIT PAVING IN ROADWAY BLOCK OUTS AT CROSSWALKS
L1 N.T.S.

LOCATION APPROVED
UNDERGROUND STRUCTURES

SUPV. U/G STRUCTURES COMMITTEE — DATE

NOTE:
LOCATION OF UNDERGROUND STRUCTURES AS SHOWN ARE BASED ON THE BEST INFORMATION AVAILABLE BUT NO GUARANTEE IS GIVEN THAT ALL EXISTING UTILITIES ARE SHOWN OR THAT THE GIVEN LOCATIONS ARE EXACT. CONFIRMATION OF EXISTENCE AND EXACT LOCATION OF ALL SERVICES MUST BE OBTAINED FROM THE INDIVIDUAL UTILITIES BEFORE PROCEEDING WITH CONSTRUCTION.

B.M.
ELEV.

NO.	REVISIONS	DATE	BY
2	RELEASED FOR TENDER	23/03/04	SR
1	RELEASED FOR CITY APPROVAL	20/02/04	SR

McGOWAN·RUSSELL

DESIGNED BY	SR/JW	CHECKED BY	SR
DRAWN BY	JW/IG	APPROVED BY	DP/FC
HOR. SCALE:	AS NOTED	RELEASED FOR CONSTRUCTION:	ORIGINALLY SIGNED BY FRED COREY ON MARCH 25, 2004
VERTICAL:	N/A		
DATE	23/03/04	DATE	

ENGINEER'S SEAL
the manitoba association of landscape architects
SUSAN L. RUSSELL
member no. 71

CONSULTANT DRAWING NO.
L9

Winnipeg

THE CITY OF WINNIPEG
PUBLIC WORKS DEPARTMENT
STREETS ENGINEERING DIVISION

MAIN ST. STREETSCAPING
LOMBARD AVE TO DISRAELI FREEWAY
WEST SIDE
DETAILS

SHEET 24 OF 27

CAD FILE DRAWING NUMBER
main2003–19wlg

CITY DRAWING NUMBER
P-3247-24